



GRI

Linking

# Linking the SDGs and the GRI Standards

Last updated September 2020

SUSTAINABLE  
DEVELOPMENT  
GOALS


GRI supports  
the Sustainable  
Development  
Goals






Sweden  
Sverige


# Table of Content


|   |    |   |     |
|---|----|---|-----|
| GOAL 1: No Poverty                              | 3  | Annex   | 69  |
| GOAL 2: Zero Hunger                             | 7  | GOAL 1: No Poverty                              | 70  |
| GOAL 3: Good Health and Well-being              | 8  | GOAL 2: Zero Hunger                             | 72  |
| GOAL 4: Quality Education                       | 15 | GOAL 3: Good Health and Well-being              | 74  |
| GOAL 5: Gender Equality                         | 16 | GOAL 4: Quality Education                       | 78  |
| GOAL 6: Clean Water and Sanitation              | 20 | GOAL 6: Clean Water and Sanitation              | 79  |
| GOAL 7: Affordable and Clean Energy             | 24 | GOAL 7: Affordable and Clean Energy             | 83  |
| GOAL 8: Decent Work and Economic Growth         | 26 | GOAL 8: Decent Work and Economic Growth         | 85  |
| GOAL 9: Industry, Innovation and Infrastructure | 37 | GOAL 9: Industry, Innovation and Infrastructure | 88  |
| GOAL 10: Reduced Inequalities                   | 39 | GOAL 10: Reduced Inequalities                   | 89  |
| GOAL 11: Sustainable Cities and Communities     | 41 | GOAL 11: Sustainable Cities and Communities     | 91  |
| GOAL 12: Responsible Consumption and Production | 43 | GOAL 12: Responsible Consumption and Production | 92  |
| GOAL 13: Climate Action                         | 49 | GOAL 13: Climate Action                         | 96  |
| GOAL 14: Life Below Water                       | 51 | GOAL 14: Life Below Water                       | 97  |
| GOAL 15: Life on Land                           | 54 | GOAL 15: Life on Land                           | 99  |
| GOAL 16: Peace, Justice and Strong Institutions | 59 | GOAL 16: Peace, Justice and Strong Institutions | 102 |
| GOAL 17: Partnerships for the Goals             | 66 | GOAL 17: Partnerships for the Goals             | 103 |

| SDG  | Target | Available Business Disclosures  | Disclosure | Sources           |
|--|--------|---|------------|-------------------|
| <b>1</b> NO POVERTY<br> | 1.1    | a. A description of the approach to tax, including: <ul style="list-style-type: none"> <li>i. whether the organization has a tax strategy and, if so, a link to this strategy if publicly available;</li> <li>ii. the governance body or executive-level position within the organization that formally reviews and approves the tax strategy, and the frequency of this review;</li> <li>iii. the approach to regulatory compliance;</li> <li>iv. how the approach to tax is linked to the business and sustainable development strategies of the organization.</li> </ul>   | 207-1      | GRI 207: Tax 2019 |
|  | 1.1    | a. A description of the tax governance and control framework, including: <ul style="list-style-type: none"> <li>i. the governance body or executive-level position within the organization accountable for compliance with the tax strategy;</li> <li>ii. how the approach to tax is embedded within the organization;</li> <li>iii. the approach to tax risks, including how risks are identified, managed, and monitored;</li> <li>iv. how compliance with the tax governance and control framework is evaluated.</li> </ul> b. A description of the mechanisms for reporting concerns about unethical or unlawful behavior and the organization's integrity in relation to tax.           c. A description of the assurance process for disclosures on tax and, if applicable, a reference to the assurance report, statement, or opinion. | 207-2      | GRI 207: Tax 2019 |
|  | 1.1    | a. A description of the approach to stakeholder engagement and management of stakeholder concerns related to tax, including: <ul style="list-style-type: none"> <li>i. the approach to engagement with tax authorities;</li> <li>ii. the approach to public policy advocacy on tax;</li> <li>iii. the processes for collecting and considering the views and concerns of stakeholders, including external stakeholders.</li> </ul>  | 207-3      | GRI 207: Tax 2019 |


| SDG  | Target | Available Business Disclosures  | Disclosure | Sources                                 |
|--|--------|---|------------|---|
| <br> | 1.1    | <p>The reporting organization shall report the following information:</p> <ul style="list-style-type: none"> <li>a. All tax jurisdictions where the entities included in the organization's audited consolidated financial statements, or in the financial information filed on public record, are resident for tax purposes.</li> <li>b. For each tax jurisdiction reported in Disclosure 207-4-a: <ul style="list-style-type: none"> <li>i. Names of the resident entities;</li> <li>ii. Primary activities of the organization;</li> <li>iii. Number of employees, and the basis of calculation of this number;</li> <li>iv. Revenues from third-party sales;</li> <li>v. Revenues from intra-group transactions with other tax jurisdictions;</li> <li>vi. Profit/loss before tax;</li> <li>vii. Tangible assets other than cash and cash equivalents;</li> <li>viii. Corporate income tax paid on a cash basis;</li> <li>ix. Corporate income tax accrued on profit/loss;</li> <li>x. Reasons for the difference between corporate income tax accrued on profit/loss and the tax due if the statutory tax rate is applied to profit/loss before tax.</li> </ul> </li> <li>c. The time period covered by the information reported in Disclosure 207-4.</li> </ul> | 207-4      | GRI 207: Tax 2019                       |
|  | 1.2    | <ul style="list-style-type: none"> <li>a. When a significant proportion of employees are compensated based on wages subject to minimum wage rules, report the relevant ratio of the entry level wage by gender at significant locations of operation to the minimum wage.</li> <li>b. When a significant proportion of other workers (excluding employees) performing the organization's activities are compensated based on wages subject to minimum wage rules, describe the actions taken to determine whether these workers are paid above the minimum wage.</li> <li>c. Whether a local minimum wage is absent or variable at significant locations of operation, by gender. In circumstances in which different minimums can be used as a reference, report which minimum wage is being used.</li> <li>d. The definition used for 'significant locations of operation'.</li> </ul>  | 202-1      | GRI 202: Market Presence 2016           |
|  | 1.2    | <ul style="list-style-type: none"> <li>a. Examples of significant identified indirect economic impacts of the organization, including positive and negative impacts.</li> <li>b. Significance of the indirect economic impacts in the context of external benchmarks and stakeholder priorities, such as national and international standards, protocols, and policy agendas.</li> </ul>  | 203-2      | GRI 203: Indirect Economic Impacts 2016 |

| SDG  | Target | Available Business Disclosures  | Disclosure | Sources           |
|--|--------|---|------------|-------------------|
| <b>1</b> NO POVERTY<br> | 1.3    | a. A description of the approach to tax, including: <ul style="list-style-type: none"> <li>i. whether the organization has a tax strategy and, if so, a link to this strategy if publicly available;</li> <li>ii. the governance body or executive-level position within the organization that formally reviews and approves the tax strategy, and the frequency of this review;</li> <li>iii. the approach to regulatory compliance;</li> <li>iv. how the approach to tax is linked to the business and sustainable development strategies of the organization.</li> </ul>   | 207-1      | GRI 207: Tax 2019 |
|  | 1.3    | a. A description of the tax governance and control framework, including: <ul style="list-style-type: none"> <li>i. the governance body or executive-level position within the organization accountable for compliance with the tax strategy;</li> <li>ii. how the approach to tax is embedded within the organization;</li> <li>iii. the approach to tax risks, including how risks are identified, managed, and monitored;</li> <li>iv. how compliance with the tax governance and control framework is evaluated.</li> </ul> b. A description of the mechanisms for reporting concerns about unethical or unlawful behavior and the organization's integrity in relation to tax.           c. A description of the assurance process for disclosures on tax and, if applicable, a reference to the assurance report, statement, or opinion. | 207-2      | GRI 207: Tax 2019 |
|  | 1.3    | a. A description of the approach to stakeholder engagement and management of stakeholder concerns related to tax, including: <ul style="list-style-type: none"> <li>i. the approach to engagement with tax authorities;</li> <li>ii. the approach to public policy advocacy on tax;</li> <li>iii. the processes for collecting and considering the views and concerns of stakeholders, including external stakeholders.</li> </ul>  | 207-3      | GRI 207: Tax 2019 |


| SDG  | Target | Available Business Disclosures  | Disclosure | Sources                                 |
|--|--------|---|------------|---|
| <b>1</b> NO POVERTY<br> | 1.3    | <p>The reporting organization shall report the following information:</p> <ul style="list-style-type: none"> <li>a. All tax jurisdictions where the entities included in the organization's audited consolidated financial statements, or in the financial information filed on public record, are resident for tax purposes.</li> <li>b. For each tax jurisdiction reported in Disclosure 207-4-a: <ul style="list-style-type: none"> <li>i. Names of the resident entities;</li> <li>ii. Primary activities of the organization;</li> <li>iii. Number of employees, and the basis of calculation of this number;</li> <li>iv. Revenues from third-party sales;</li> <li>v. Revenues from intra-group transactions with other tax jurisdictions;</li> <li>vi. Profit/loss before tax;</li> <li>vii. Tangible assets other than cash and cash equivalents;</li> <li>viii. Corporate income tax paid on a cash basis;</li> <li>ix. Corporate income tax accrued on profit/loss;</li> <li>x. Reasons for the difference between corporate income tax accrued on profit/loss and the tax due if the statutory tax rate is applied to profit/loss before tax.</li> </ul> </li> <li>c. The time period covered by the information reported in Disclosure 207-4.</li> </ul> | 207-4      | GRI 207: Tax 2019                       |
|  | 1.4    | <ul style="list-style-type: none"> <li>a. Examples of significant identified indirect economic impacts of the organization, including positive and negative impacts.</li> <li>b. Significance of the indirect economic impacts in the context of external benchmarks and stakeholder priorities, such as national and international standards, protocols, and policy agendas.</li> </ul>  | 203-2      | GRI 203: Indirect Economic Impacts 2016 |
|  | 1.4    | <p>Operations with significant actual and potential negative impacts on local communities, including:</p> <ul style="list-style-type: none"> <li>i. The location of the operations;</li> <li>ii. The significant actual and potential negative impacts of operations.</li> </ul>  | 413-2-a    | GRI 413: Local Communities 2016         |


| SDG   | Target | Available Business Disclosures  | Disclosure | Sources                                    |
|---|--------|---|------------|--|
| <b>2</b> ZERO HUNGER<br> | 2.3    | a. Total number of identified incidents of violations involving the rights of indigenous peoples during the reporting period.<br>b. Status of the incidents and actions taken with reference to the following: i. Incident reviewed by the organization;<br>ii. Remediation plans being implemented;<br>iii. Remediation plans that have been implemented, with results reviewed through routine internal management review processes;<br>iv. Incident no longer subject to action. | 411-1      | GRI 411: Rights of Indigenous Peoples 2016 |
|   | 2.3    | Operations with significant actual and potential negative impacts on local communities, including:<br>i. The location of the operations;<br>ii. The significant actual and potential negative impacts of operations   | 413-2-a    | GRI 413: Local Communities 2016            |





| SDG  | Target | Available Business Disclosures   | Disclosure | Sources                                      |
|--|--------|--|------------|--|
| <b>3</b> GOOD HEALTH AND WELL-BEING<br> | 3.2    | a. Benefits which are standard for full-time employees of the organization but are not provided to temporary or part-time employees, by significant locations of operation. These include, as a minimum: <ul style="list-style-type: none"> <li>i. life insurance;</li> <li>ii. health care;</li> <li>iii. disability and invalidity coverage;</li> <li>iv. parental leave;</li> <li>v. retirement provision;</li> <li>vi. stock ownership;</li> <li>vii. others.</li> </ul> b. The definition used for 'significant locations of operation'.  | 401-2-a    | GRI 401: Employment 2016                     |
|  | 3.3    | A description of any voluntary health promotion services and programs offered to workers to address major non-work-related health risks, including the specific health risks addressed, and how the organization facilitates workers' access to these services and programs.   | 403-6-b    | GRI 403: Occupational Health and Safety 2018 |
|  | 3.3    | a. For all employees: <ul style="list-style-type: none"> <li>i. The number of fatalities as a result of work-related ill health;</li> <li>ii. The number of cases of recordable work-related ill health;</li> <li>iii. The main types of work-related ill health.</li> </ul> b. For all workers who are not employees but whose work and/or workplace is controlled by the organization: <ul style="list-style-type: none"> <li>i. The number of fatalities as a result of work-related ill health;</li> <li>ii. The number of cases of recordable work-related ill health;</li> <li>iii. The main types of work-related ill health.</li> </ul> c. The work-related hazards that pose a risk of ill health, including: <ul style="list-style-type: none"> <li>i. how these hazards have been determined;</li> <li>ii. which of these hazards have caused or contributed to cases of ill health during the reporting period;</li> <li>iii. actions taken or underway to eliminate these hazards and minimize risks using the hierarchy of controls.</li> </ul> d. Whether and, if so, why any workers have been excluded from this disclosure, including the types of worker excluded.           e. Any contextual information necessary to understand how the data have been compiled, such as any standards, methodologies, and assumptions used. | 403-10     | GRI 403: Occupational Health and Safety 2018 |





| SDG  | Target | Available Business Disclosures  | Disclosure | Sources                                      |
|--|--------|---|------------|--|
| <b>3</b> GOOD HEALTH AND WELL-BEING<br> | 3.4    | <p>a. For all employees:</p> <ul style="list-style-type: none"> <li>i. The number of fatalities as a result of work-related ill health;</li> <li>ii. The number of cases of recordable work-related ill health;</li> <li>iii. The main types of work-related ill health.</li> </ul> <p>b. For all workers who are not employees but whose work and/or workplace is controlled by the organization:</p> <ul style="list-style-type: none"> <li>i. The number of fatalities as a result of work-related ill health;</li> <li>ii. The number of cases of recordable work-related ill health;</li> <li>iii. The main types of work-related ill health.</li> </ul> <p>c. The work-related hazards that pose a risk of ill health, including:</p> <ul style="list-style-type: none"> <li>i. how these hazards have been determined;</li> <li>ii. which of these hazards have caused or contributed to cases of ill health during the reporting period;</li> <li>iii. actions taken or underway to eliminate these hazards and minimize risks using the hierarchy of controls.</li> </ul> <p>d. Whether and, if so, why any workers have been excluded from this disclosure, including the types of worker excluded.</p> <p>e. Any contextual information necessary to understand how the data have been compiled, such as any standards, methodologies, and assumptions used.</p> | 403-10     | GRI 403: Occupational Health and Safety 2018 |
|  | 3.5    | A description of any voluntary health promotion services and programs offered to workers to address major non-work-related health risks, including the specific health risks addressed, and how the organization facilitates workers' access to these services and programs.  | 403-6-b    | GRI 403: Occupational Health and Safety 2018 |
|  | 3.6    | <p>Report the information for all employees about:</p> <ul style="list-style-type: none"> <li>i. The number and rate of fatalities as a result of work-related injury;</li> <li>ii. The number and rate of high-consequence work-related injuries (excluding fatalities);</li> <li>iii. The number and rate of recordable work-related injuries;</li> <li>iv. The main types of work-related injury;</li> <li>v. The number of hours worked.</li> </ul> <p>Whether and, if so, why any workers have been excluded from this disclosure, including the types of worker excluded.</p> <p>Any contextual information necessary to understand how the data have been compiled, such as any standards, methodologies, and assumptions used.</p>  | 403-9-a    | GRI 403: Occupational Health and Safety 2018 |


| SDG  | Target | Available Business Disclosures   | Disclosure | Sources                                      |
|--|--------|--|------------|--|
| <b>3</b> GOOD HEALTH AND WELL-BEING<br> | 3.6    | <p>Report the information for all workers who are not employees but whose work and/or workplace is controlled by the organization:</p> <ul style="list-style-type: none"> <li>i. The number and rate of fatalities as a result of work-related injury;</li> <li>ii. The number and rate of high-consequence work-related injuries (excluding fatalities);</li> <li>iii. The number and rate of recordable work-related injuries;</li> <li>iv. The main types of work-related injury;</li> <li>v. The number of hours worked.</li> </ul> <p>Whether and, if so, why any workers have been excluded from this disclosure, including the types of worker excluded.</p> <p>Any contextual information necessary to understand how the data have been compiled, such as any standards, methodologies, and assumptions used.</p> | 403-9-b    | GRI 403: Occupational Health and Safety 2018 |
|  | 3.6    | <p>The work-related hazards that pose a risk of high-consequence injury, including:</p> <ul style="list-style-type: none"> <li>i. how these hazards have been determined;</li> <li>ii. which of these hazards have caused or contributed to high-consequence injuries during the reporting period;</li> <li>iii. actions taken or underway to eliminate these hazards and minimize risks using the hierarchy of controls.</li> </ul> <p>Any actions taken or underway to eliminate other work-related hazards and minimize risks using the hierarchy of controls.</p>  | 403-9-c    | GRI 403: Occupational Health and Safety 2018 |
|  | 3.7    | An explanation of how the organization facilitates workers' access to non-occupational medical and healthcare services, and the scope of access provided.  | 403-6-a    | GRI 403: Occupational Health and Safety 2018 |
|  | 3.7    | A description of any voluntary health promotion services and programs offered to workers to address major non-work-related health risks, including the specific health risks addressed, and how the organization facilitates workers' access to these services and programs.   | 403-6-b    | GRI 403: Occupational Health and Safety 2018 |
|  | 3.8    | <ul style="list-style-type: none"> <li>a. Examples of significant identified indirect economic impacts of the organization, including positive and negative impacts.</li> <li>b. Significance of the indirect economic impacts in the context of external benchmarks and stakeholder priorities, such as national and international standards, protocols, and policy agendas.</li> </ul>   | 203-2      | GRI 203: Indirect Economic Impacts 2016      |
|  | 3.8    | An explanation of how the organization facilitates workers' access to non-occupational medical and healthcare services, and the scope of access provided.  | 403-6-a    | GRI 403: Occupational Health and Safety 2018 |

| SDG  | Target | Available Business Disclosures  | Disclosure | Sources                 |
|--|--------|---|------------|-------------------------|
| <b>3</b> GOOD HEALTH AND WELL-BEING<br> | 3.9    | a. Gross direct (Scope 1) GHG emissions in metric tons of CO <sub>2</sub> equivalent.<br>b. Gases included in the calculation; whether CO <sub>2</sub> , CH <sub>4</sub> , N <sub>2</sub> O, HFCs, PFCs, SF <sub>6</sub> , NF <sub>3</sub> , or all.<br>c. Biogenic CO <sub>2</sub> emissions in metric tons of CO <sub>2</sub> equivalent  | 305-1      | GRI 305: Emissions 2016 |
|  | 3.9    | a. Gross location-based energy indirect (Scope 2) GHG emissions in metric tons of CO <sub>2</sub> equivalent<br>b. If applicable, gross market-based energy indirect (Scope 2) GHG emissions in metric tons of CO <sub>2</sub> equivalent.<br>c. If available, the gases included in the calculation; whether CO <sub>2</sub> , CH <sub>4</sub> , N <sub>2</sub> O, HFCs, PFCs, SF <sub>6</sub> , NF <sub>3</sub> , or al   | 305-2      | GRI 305: Emissions 2016 |
|  | 3.9    | a. Gross other indirect (Scope 3) GHG emissions in metric tons of CO <sub>2</sub> equivalent.<br>b. If available, the gases included in the calculation; whether CO <sub>2</sub> , CH <sub>4</sub> , N <sub>2</sub> O, HFCs, PFCs, SF <sub>6</sub> , NF <sub>3</sub> , or all.<br>c. Biogenic CO <sub>2</sub> emissions in metric tons of CO <sub>2</sub> equivalent.<br>d. Other indirect (Scope 3) GHG emissions categories and activities included in the calculation                              | 305-3      | GRI 305: Emissions 2016 |
|  | 3.9    | Production, imports, and exports of ODS in metric tons of CFC-11 (trichlorofluoromethane) equivalent  | 305-6-a    | GRI 305: Emissions 2016 |
|  | 3.9    | a. Significant air emissions, in kilograms or multiples, for each of the following:<br>i. NO <sub>x</sub><br>ii. SO <sub>x</sub><br>iii. Persistent organic pollutants (POP)<br>iv. Volatile organic compounds (VOC)<br>v. Hazardous air pollutants (HAP)<br>vi. Particulate matter (PM)<br>vii. Other standard categories of air emissions identified in relevant regulations<br>b. Source of the emission factors used.<br>c. Standards, methodologies, assumptions, and/or calculation tools used. | 305-7      | GRI 305: Emissions 2016 |
|  | 3.9    | a. For the organization's significant actual and potential waste-related impacts, a description of:<br>i. the inputs, activities, and outputs that lead or could lead to these impacts;<br>ii. whether these impacts relate to waste generated in the organization's own activities or to waste generated upstream or downstream in its value chain."   | 306-1      | GRI 306: Waste 2020     |


| SDG  | Target | Available Business Disclosures  | Disclosure | Sources             |
|--|--------|---|------------|---------------------|
| <b>3</b> GOOD HEALTH AND WELL-BEING<br> | 3.9    | Actions, including circularity measures, taken to prevent waste generation in the organization's own activities and upstream and downstream in its value chain, and to manage significant impacts from waste generated.                       | 306-2-a    | GRI 306: Waste 2020 |
|  | 3.9    | If the waste generated by the organization in its own activities is managed by a third party, a description of the processes used to determine whether the third party manages the waste in line with contractual or legislative obligations. | 306-2-b    | GRI 306: Waste 2020 |
|  | 3.9    | The processes used to collect and monitor waste-related data.   | 306-2-c    | GRI 306: Waste 2020 |
|  | 3.9    | Total weight of waste diverted from disposal in metric tons, and a breakdown of this total by composition of the waste.   | 306-3-a    | GRI 306: Waste 2020 |
|  | 3.9    | Total weight of waste diverted from disposal in metric tons, and a breakdown of this total by composition of the waste.   | 306-4-a    | GRI 306: Waste 2020 |
|  | 3.9    | Total weight of hazardous waste diverted from disposal in metric tons, and a breakdown of this total by the following recovery operations:<br>i. Preparation for reuse;<br>ii. Recycling;<br>iii. Other recovery operations.                  | 306-4-b    | GRI 306: Waste 2020 |
|  | 3.9    | Total weight of non-hazardous waste diverted from disposal in metric tons, and a breakdown of this total by the following recovery operations:<br>i. Preparation for reuse;<br>ii. Recycling;<br>iii. Other recovery operations.              | 306-4-c    | GRI 306: Waste 2020 |
|  | 3.9    | A breakdown of the total weight in metric tons of hazardous waste and of non-hazardous waste diverted from disposal:<br>i. onsite;<br>ii. offsite.  | 306-4-d    | GRI 306: Waste 2020 |
|  | 3.9    | Total weight of waste directed to disposal in metric tons, and a breakdown of this total by composition of the waste.   | 306-5-a    | GRI 306: Waste 2020 |


| SDG  | Target | Available Business Disclosures   | Disclosure | Sources                                      |
|--|--------|--|------------|--|
| <b>3</b> GOOD HEALTH AND WELL-BEING<br> | 3.9    | <p>Total weight of hazardous waste directed to disposal in metric tons, and a breakdown of this total by the following disposal operations:</p> <ul style="list-style-type: none"> <li>i. Incineration (with energy recovery);</li> <li>ii. Incineration (without energy recovery);</li> <li>iii. Landfilling;</li> <li>iv. Other disposal operations.</li> </ul>  | 306-5-b    | GRI 306: Waste 2020                          |
|  | 3.9    | <p>Total weight of non-hazardous waste directed to disposal in metric tons, and a breakdown of this total by the following disposal operations:</p> <ul style="list-style-type: none"> <li>i. Incineration (with energy recovery);</li> <li>ii. Incineration (without energy recovery);</li> <li>iii. Landfilling;</li> <li>iv. Other disposal operations.</li> </ul>  | 306-5-c    | GRI 306: Waste 2020                          |
|  | 3.9    | <p>For each disposal operation listed in Disclosures 306-5-b and 306-5-c, a breakdown of the total weight in metric tons of hazardous waste and of non-hazardous waste directed to disposal:</p> <ul style="list-style-type: none"> <li>i. onsite;</li> <li>ii. offsite.</li> </ul>  | 306-5-d    | GRI 306: Waste 2020                          |
|  | 3.9    | <p>Report the information for all workers who are not employees but whose work and/or workplace is controlled by the organization:</p> <ul style="list-style-type: none"> <li>i. The number and rate of fatalities as a result of work-related injury;</li> <li>ii. The number and rate of high-consequence work-related injuries (excluding fatalities);</li> <li>iii. The number and rate of recordable work-related injuries;</li> <li>iv. The main types of work-related injury;</li> <li>v. The number of hours worked.</li> </ul> <p>Whether and, if so, why any workers have been excluded from this disclosure, including the types of worker excluded.</p> <p>Any contextual information necessary to understand how the data have been compiled, such as any standards, methodologies, and assumptions used.</p> | 403-9-b    | GRI 403: Occupational Health and Safety 2018 |


| SDG  | Target | Available Business Disclosures  | Disclosure | Sources                                      |
|--|--------|---|------------|--|
| <b>3</b> GOOD HEALTH AND WELL-BEING<br> | 3.9    | <p>The work-related hazards that pose a risk of high-consequence injury, including:</p> <ul style="list-style-type: none"> <li>i. how these hazards have been determined;</li> <li>ii. which of these hazards have caused or contributed to high-consequence injuries during the reporting period;</li> <li>iii. actions taken or underway to eliminate these hazards and minimize risks using the hierarchy of controls.</li> </ul> <p>Any actions taken or underway to eliminate other work-related hazards and minimize risks using the hierarchy of controls.</p>   | 403-9-c    | GRI 403: Occupational Health and Safety 2018 |
|  | 3.9    | <ul style="list-style-type: none"> <li>a. For all employees: <ul style="list-style-type: none"> <li>i. The number of fatalities as a result of work-related ill health;</li> <li>ii. The number of cases of recordable work-related ill health;</li> <li>iii. The main types of work-related ill health.</li> </ul> </li> <li>b. For all workers who are not employees but whose work and/or workplace is controlled by the organization: <ul style="list-style-type: none"> <li>i. The number of fatalities as a result of work-related ill health;</li> <li>ii. The number of cases of recordable work-related ill health;</li> <li>iii. The main types of work-related ill health.</li> </ul> </li> <li>c. The work-related hazards that pose a risk of ill health, including: <ul style="list-style-type: none"> <li>i. how these hazards have been determined;</li> <li>ii. which of these hazards have caused or contributed to cases of ill health during the reporting period;</li> <li>iii. actions taken or underway to eliminate these hazards and minimize risks using the hierarchy of controls.</li> </ul> </li> <li>d. Whether and, if so, why any workers have been excluded from this disclosure, including the types of worker excluded.</li> <li>e. Any contextual information necessary to understand how the data have been compiled, such as any standards, methodologies, and assumptions used.</li> </ul> | 403-10     | GRI 403: Occupational Health and Safety 2018 |


| SDG  | Target | Available Business Disclosures   | Disclosure | Sources                              |
|--|--------|--|------------|--------------------------------------|
| <b>4</b> QUALITY<br>EDUCATION<br> | 4.3    | Average hours of training that the organization's employees have undertaken during the reporting period, by:<br>i. Gender;<br>ii. Employee category  | 404-1-a    | GRI 404: Training and Education 2016 |
|  | 4.4    | Average hours of training that the organization's employees have undertaken during the reporting period, by:<br>i. Gender;<br>ii. Employee category. | 404-1-a    | GRI 404: Training and Education 2016 |
|  | 4.5    | Average hours of training that the organization's employees have undertaken during the reporting period, by:<br>i. Gender;<br>ii. Employee category. | 404-1-a    | GRI 404: Training and Education 2016 |





| SDG  | Target | Available Business Disclosures   | Disclosure | Sources                              |
|--|--------|--|------------|--------------------------------------|
| <b>5</b> GENDER<br>EQUALITY<br> | 5.1    | a. When a significant proportion of employees are compensated based on wages subject to minimum wage rules, report the relevant ratio of the entry level wage by gender at significant locations of operation to the minimum wage.<br>b. When a significant proportion of other workers (excluding employees) performing the organization's activities are compensated based on wages subject to minimum wage rules, describe the actions taken to determine whether these workers are paid above the minimum wage.<br>c. Whether a local minimum wage is absent or variable at significant locations of operation, by gender. In circumstances in which different minimums can be used as a reference, report which minimum wage is being used.<br>d. The definition used for 'significant locations of operation'. | 202-1      | GRI 202: Market Presence 2016        |
|  | 5.1    | a. Total number and rate of new employee hires during the reporting period, by age group, gender and region.<br>b. Total number and rate of employee turnover during the reporting period, by age group, gender and region.  | 401-1      | GRI 401: Employment 2016             |
|  | 5.1    | Average hours of training that the organization's employees have undertaken during the reporting period, by:<br>i. Gender;<br>ii. Employee category.   | 404-1-a    | GRI 404: Training and Education 2016 |
|  | 5.1    | a. Total number of employees that were entitled to parental leave, by gender.<br>b. Total number of employees that took parental leave, by gender.<br>c. Total number of employees that returned to work in the reporting period after parental leave ended, by gender.<br>d. Total number of employees that returned to work after parental leave ended that were still employed 12 months after their return to work, by gender.<br>e. Return to work and retention rates of employees that took parental leave, by gender.  | 401-3      | GRI 401: Employment 2016             |
|  |        |  |            |                                      |


| SDG  | Target | Available Business Disclosures  | Disclosure | Sources                                       |
|--|--------|---|------------|---|
| <b>5</b> GENDER<br>EQUALITY<br> | 5.1    | Percentage of total employees by gender and by employee category who received a regular performance and career development review during the reporting period   | 404-3-a    | GRI 404: Training and Education 2016          |
|  | 5.1    | a. Percentage of individuals within the organization's governance bodies in each of the following diversity categories: <ul style="list-style-type: none"> <li>i. Gender;</li> <li>ii. Age group: under 30 years old, 30-50 years old, over 50 years old;</li> <li>iii. Other indicators of diversity where relevant (such as minority or vulnerable groups).</li> </ul> b. Percentage of employees per employee category in each of the following diversity categories: <ul style="list-style-type: none"> <li>i. Gender;</li> <li>ii. Age group: under 30 years old, 30-50 years old, over 50 years old;</li> <li>iii. Other indicators of diversity where relevant (such as minority or vulnerable groups).</li> </ul> | 405-1      | GRI 405: Diversity and Equal Opportunity 2016 |
|  | 5.1    | Ratio of the basic salary and remuneration of women to men for each employee category, by significant locations of operation.   | 405-2-a    | GRI 405: Diversity and Equal Opportunity 2016 |
|  | 5.1    | a. Total number of incidents of discrimination during the reporting period.<br>b. Status of the incidents and actions taken with reference to the following: <ul style="list-style-type: none"> <li>i. Incident reviewed by the organization;</li> <li>ii. Remediation plans being implemented;</li> <li>iii. Remediation plans that have been implemented, with results reviewed through routine internal management review processes;</li> <li>iv. Incident no longer subject to action.</li> </ul>   | 406-1      | GRI 406: Non-discrimination 2016              |
|  | 5.2    | Percentage of new suppliers that were screened using social criteria  | 414-1-a    | GRI 414: Supplier Social Assessment 2016      |
|  | 5.2    | a. Number of suppliers assessed for social impacts.<br>b. Number of suppliers identified as having significant actual and potential negative social impacts.<br>c. Significant actual and potential negative social impacts identified in the supply chain.<br>d. Percentage of suppliers identified as having significant actual and potential negative social impacts with which improvements were agreed upon as a result of assessment.<br>e. Percentage of suppliers identified as having significant actual and potential negative social impacts with which relationships were terminated as a result of assessment, and why.  | 414-2      | GRI 414: Supplier Social Assessment 2016      |
|  |        |   |            |   |

| SDG  | Target | Available Business Disclosures  | Disclosure | Sources                                 |
|--|--------|---|------------|---|
| <b>5</b> GENDER<br>EQUALITY<br> | 5.4    | a. Extent of development of significant infrastructure investments and services supported.<br>b. Current or expected impacts on communities and local economies, including positive and negative impacts where relevant.<br>c. Whether these investments and services are commercial, in-kind, or pro bono engagements.   | 203-1      | GRI 203: Indirect Economic Impacts 2016 |
|  | 5.4    | a. Benefits which are standard for full-time employees of the organization but are not provided to temporary or part-time employees, by significant locations of operation. These include, as a minimum: <ul style="list-style-type: none"> <li>i. life insurance;</li> <li>ii. health care;</li> <li>iii. disability and invalidity coverage;</li> <li>iv. parental leave;</li> <li>v. retirement provision;</li> <li>vi. stock ownership;</li> <li>vii. others.</li> </ul> b. The definition used for 'significant locations of operation'.                     | 401-2      | GRI 401: Employment 2016                |
|  | 5.4    | a. Total number of employees that were entitled to parental leave, by gender.<br>b. Total number of employees that took parental leave, by gender.<br>c. Total number of employees that returned to work in the reporting period after parental leave ended, by gender.<br>d. Total number of employees that returned to work after parental leave ended that were still employed 12 months after their return to work, by gender.<br>e. Return to work and retention rates of employees that took parental leave, by gender.                                     | 401-3      | GRI 401: Employment 2016                |
|  | 5.5    | Composition of the highest governance body and its committees by: <ul style="list-style-type: none"> <li>i. Executive or non-executive;</li> <li>ii. Independence;</li> <li>iii. Tenure on the governance body;</li> <li>iv. Number of each individual's other significant positions and commitments, and the nature of the commitments;</li> <li>v. Gender;</li> <li>vi. Membership of under-represented social groups;</li> <li>vii. Competencies relating to economic, environmental, and social topics;</li> <li>viii. Stakeholder representation.</li> </ul> | 102-22-a   | GRI 120: General Disclosures 2016       |
|  |        |   |            |   |


| SDG  | Target | Available Business Disclosures  | Disclosure | Sources                                       |
|--|--------|---|------------|---|
| <b>5</b> GENDER<br>EQUALITY<br> | 5.5    | a. Nomination and selection processes for the highest governance body and its committees.<br>b. Criteria used for nominating and selecting highest governance body members, including whether and how: <ul style="list-style-type: none"> <li>i. stakeholders (including shareholders) are involved;</li> <li>ii. diversity is considered;</li> <li>iii. independence is considered;</li> <li>iv. expertise and experience relating to economic, environmental, and social topics are considered.</li> </ul>  | 102-24     | GRI 102: General Disclosures 2016             |
|  | 5.5    | a. Percentage of individuals within the organization's governance bodies in each of the following diversity categories: <ul style="list-style-type: none"> <li>i. Gender;</li> <li>ii. Age group: under 30 years old, 30-50 years old, over 50 years old;</li> <li>iii. Other indicators of diversity where relevant (such as minority or vulnerable groups).</li> </ul> b. Percentage of employees per employee category in each of the following diversity categories: <ul style="list-style-type: none"> <li>i. Gender;</li> <li>ii. Age group: under 30 years old, 30-50 years old, over 50 years old;</li> <li>iii. Other indicators of diversity where relevant (such as minority or vulnerable groups).</li> </ul> | 405-1      | GRI 405: Diversity and Equal Opportunity 2016 |


| SDG  | Target | Available Business Disclosures   | Disclosure | Sources  |
|--|--------|--|------------|--|
| <b>6</b> CLEAN WATER AND SANITATION<br> | 6.3    | A description of how the organization interacts with water, including how and where water is withdrawn, consumed, and discharged, and the water-related impacts caused or contributed to, or directly linked to the organization's activities, products or services by a business relationship (e.g., impacts caused by runoff).   | 303-1-a    | GRI 303: Water and Effluents 2018                        |
|  | 6.3    | A description of how water-related impacts are addressed, including how the organization works with stakeholders to steward water as a shared resource, and how it engages with suppliers or customers with significant water-related impacts.   | 303-1-c    | GRI 303: Water and Effluents 2018                        |
|  | 6.3    | A description of any minimum standards set for the quality of effluent discharge, and how these minimum standards were determined, including: <ul style="list-style-type: none"> <li>i. how standards for facilities operating in locations with no local discharge requirements were determined;</li> <li>ii. any internally developed water quality standards or guidelines;</li> <li>iii. any sector-specific standards considered;</li> <li>iv. whether the profile of the receiving waterbody was considered."</li> </ul> | 303-2-a    | GRI 303: Water and Effluents 2018                        |
|  | 6.3    | Report a breakdown of total water discharge to all area in megaliters by level of treatment levels were determined   | 303-4      | GRI 303: Water and Effluents 2018 (recommendation 2.4.2) |
|  | 6.3    | a. For the organization's significant actual and potential waste-related impacts, a description of: <ul style="list-style-type: none"> <li>i. the inputs, activities, and outputs that lead or could lead to these impacts;</li> <li>ii. whether these impacts relate to waste generated in the organization's own activities or to waste generated upstream or downstream in its value chain.</li> </ul>  | 306-1      | GRI 306: Waste 2020                                      |
|  | 6.3    | Actions, including circularity measures, taken to prevent waste generation in the organization's own activities and upstream and downstream in its value chain, and to manage significant impacts from waste generated.  | 306-2-a    | GRI 306: Waste 2020                                      |
|  | 6.3    | If the waste generated by the organization in its own activities is managed by a third party, a description of the processes used to determine whether the third party manages the waste in line with contractual or legislative obligations.  | 306-2-b    | GRI 306: Waste 2020                                      |
|  | 6.3    | The processes used to collect and monitor waste-related data.  | 306-2-c    | GRI 306: Waste 2020                                      |


| SDG  | Target | Available Business Disclosures   | Disclosure | Sources                           |
|--|--------|--|------------|-----------------------------------|
| <b>6</b> CLEAN WATER AND SANITATION<br> | 6.4    | A description of how the organization interacts with water, including how and where water is withdrawn, consumed, and discharged, and the water-related impacts caused or contributed to, or directly linked to the organization's activities, products or services by a business relationship (e.g., impacts caused by runoff).   | 303-1-a    | GRI 303: Water and Effluents 2018 |
|  | 6.4    | A description of how water-related impacts are addressed, including how the organization works with stakeholders to steward water as a shared resource, and how it engages with suppliers or customers with significant water-related impacts.   | 303-1-c    | GRI 303: Water and Effluents 2018 |
|  | 6.4    | Report a breakdown of total water withdrawal from each of the sources listed in Disclosures 303-3-a and 303-3-b in megaliters by the following categories:<br>i. Freshwater ( $\leq 1,000$ mg/L Total Dissolved Solids);<br>ii. Other water ( $> 1,000$ mg/L Total Dissolved Solids).  | 303-3-c    | GRI 303: Water and Effluents 2018 |
|  | 6.4    | Report the total water consumption from all areas in megaliters.   | 303-5-a    | GRI 303: Water and Effluents 2018 |
|  | 6.4    | Report the total water consumption from all areas with water stress in megaliters.   | 303-5-b    | GRI 303: Water and Effluents 2018 |
|  | 6.6    | For each operational site owned, leased, managed in, or adjacent to, protected areas and areas of high biodiversity value outside protected areas, the following information:<br>i. Geographic location;<br>ii. Subsurface and underground land that may be owned, leased, or managed by the organization;<br>iii. Position in relation to the protected area (in the area, adjacent to, or containing portions of the protected area) or the high biodiversity value area outside protected areas;<br>iv. Type of operation (office, manufacturing or production, or extractive);<br>v. Size of operational site in km <sup>2</sup> (or another unit, if appropriate);<br>vi. Biodiversity value characterized by the attribute of the protected area or area of high biodiversity value outside the protected area (terrestrial, freshwater, or maritime ecosystem);<br>vii. Biodiversity value characterized by listing of protected status (such as IUCN Protected Area Management Categories, Ramsar Convention, national legislation). | 304-1-a    | GRI 304: Biodiversity 2016        |


| SDG  | Target | Available Business Disclosures  | Disclosure | Sources                           |
|--|--------|---|------------|-----------------------------------|
| <b>6</b> CLEAN WATER AND SANITATION<br> | 6.6    | a. Nature of significant direct and indirect impacts on biodiversity with reference to one or more of the following: <ol style="list-style-type: none"> <li>Construction or use of manufacturing plants, mines, and transport infrastructure;</li> <li>Pollution (introduction of substances that do not naturally occur in the habitat from point and non-point sources);</li> <li>Introduction of invasive species, pests, and pathogens;</li> <li>Reduction of species;</li> <li>Habitat conversion;</li> <li>Changes in ecological processes outside the natural range of variation (such as salinity or changes in groundwater level).</li> </ol> b. Significant direct and indirect positive and negative impacts with reference to the following: <ol style="list-style-type: none"> <li>Species affected;</li> <li>Extent of areas impacted;</li> <li>Duration of impacts;</li> <li>Reversibility or irreversibility of the impacts.</li> </ol> | 304-2      | GRI 304: Biodiversity 2016        |
|  | 6.6    | Size and location of all habitat areas protected or restored, and whether the success of the restoration measure was or is approved by independent external professionals.  | 304-3-a    | GRI 304: Biodiversity 2016        |
|  | 6.6    | Whether partnerships exist with third parties to protect or restore habitat areas distinct from where the organization has overseen and implemented restoration or protection measures.   | 304-3-b    | GRI 304: Biodiversity 2016        |
|  | 6.6    | Total number of IUCN Red List species and national conservation list species with habitats in areas affected by the operations of the organization, by level of extinction risk: <ol style="list-style-type: none"> <li>Critically endangered</li> <li>Endangered</li> <li>Vulnerable</li> <li>Near threatened</li> <li>Least concern</li> </ol>  | 304-4-a    | GRI 304: Biodiversity 2016        |
|  | 6.A    | A description of how the organization interacts with water, including how and where water is withdrawn, consumed, and discharged, and the water-related impacts caused or contributed to, or directly linked to the organization's activities, products or services by a business relationship (e.g., impacts caused by runoff).  | 303-1-a    | GRI 303: Water and Effluents 2018 |
|  | 6.A    | A description of how water-related impacts are addressed, including how the organization works with stakeholders to steward water as a shared resource, and how it engages with suppliers or customers with significant water-related impacts.  | 303-1-c    | GRI 303: Water and Effluents 2018 |
|  |        |   |            |                                   |





| SDG  | Target | Available Business Disclosures   | Disclosure | Sources                           |
|--|--------|--|------------|-----------------------------------|
| <b>6</b> CLEAN WATER AND SANITATION<br> | 6.B    | A description of how the organization interacts with water, including how and where water is withdrawn, consumed, and discharged, and the water-related impacts caused or contributed to, or directly linked to the organization's activities, products or services by a business relationship (e.g., impacts caused by runoff). | 303-1-a    | GRI 303: Water and Effluents 2018 |
|  | 6.B    | A description of how water-related impacts are addressed, including how the organization works with stakeholders to steward water as a shared resource, and how it engages with suppliers or customers with significant water-related impacts.   | 303-1-c    | GRI 303: Water and Effluents 2018 |


| SDG   | Target | Available Business Disclosures   | Disclosure | Sources              |
|---|--------|--|------------|----------------------|
| <b>7</b> AFFORDABLE AND CLEAN ENERGY<br> | 7.2    | a. Total fuel consumption within the organization from non-renewable sources, in joules or multiples, and including fuel types used.<br>b. Total fuel consumption within the organization from renewable sources, in joules or multiples, and including fuel types used.<br>c. In joules, watt-hours or multiples, the total:<br>i. electricity consumption<br>ii. heating consumption<br>iii. cooling consumption<br>iv. steam consumption<br>d. In joules, watt-hours or multiples, the total:<br>i. electricity sold<br>ii. heating sold<br>iii. cooling sold iv. steam sold<br>e. Total energy consumption within the organization, in joules or multiples.<br>f. Standards, methodologies, assumptions, and/or calculation tools used.<br>g. Source of the conversion factors used. | 302-1      | GRI 302: Energy 2016 |
|   | 7.2    | Energy consumption outside of the organization, in joules or multiples.  | 302-2      | GRI 302: Energy 2016 |
|   | 7.3    | a. Total fuel consumption within the organization from non-renewable sources, in joules or multiples, and including fuel types used.<br>b. Total fuel consumption within the organization from renewable sources, in joules or multiples, and including fuel types used.<br>c. In joules, watt-hours or multiples, the total:<br>i. electricity consumption<br>ii. heating consumption<br>iii. cooling consumption<br>iv. steam consumption<br>d. In joules, watt-hours or multiples, the total:<br>i. electricity sold<br>ii. heating sold<br>iii. cooling sold iv. steam sold<br>e. Total energy consumption within the organization, in joules or multiples.<br>f. Standards, methodologies, assumptions, and/or calculation tools used.<br>g. Source of the conversion factors used. | 302-1      | GRI 302: Energy 2016 |
|   | 7.3    | Energy consumption outside of the organization, in joules or multiples.  | 302-2-a    | GRI 302: Energy 2016 |

| SDG  | Target | Available Business Disclosures   | Disclosure | Sources              |
|--|--------|--|------------|----------------------|
| <b>7</b> AFFORDABLE AND<br>CLEAN ENERGY<br> | 7.3    | Energy intensity ratio for the organization.   | 302-3-a    | GRI 302: Energy 2016 |
|  | 7.3    | Amount of reductions in energy consumption achieved as a direct result of conservation and efficiency initiatives, in joules or multiples. | 302-4-a    | GRI 302: Energy 2016 |
|  | 7.3    | Reductions in energy requirements of sold products and services achieved during the reporting period, in joules or multiples.              | 302-5-a    | GRI 302: Energy 2016 |


| SDG   | Target | Available Business Disclosures   | Disclosure | Sources                                 |
|---|--------|--|------------|---|
| <b>8</b> DECENT WORK AND ECONOMIC GROWTH<br> | 8.1    | a. Direct economic value generated and distributed (EVG&D) on an accruals basis, including the basic components for the organization's global operations as listed below. If data are presented on a cash basis, report the justification for this decision in addition to reporting the following basic components: <ul style="list-style-type: none"> <li>i. Direct economic value generated: revenues;</li> <li>ii. Economic value distributed: operating costs, employee wages and benefits, payments to providers of capital, payments to government by country, and community investments;</li> <li>iii. Economic value retained: 'direct economic value generated' less 'economic value distributed'.</li> </ul> b. Where significant, report EVG&D separately at country, regional, or market levels, and the criteria used for defining significance. | 201-1      | GRI 201: Economic Performance 2016      |
|   | 8.2    | a. Direct economic value generated and distributed (EVG&D) on an accruals basis, including the basic components for the organization's global operations as listed below. If data are presented on a cash basis, report the justification for this decision in addition to reporting the following basic components: <ul style="list-style-type: none"> <li>i. Direct economic value generated: revenues;</li> <li>ii. Economic value distributed: operating costs, employee wages and benefits, payments to providers of capital, payments to government by country, and community investments;</li> <li>iii. Economic value retained: 'direct economic value generated' less 'economic value distributed'.</li> </ul> b. Where significant, report EVG&D separately at country, regional, or market levels, and the criteria used for defining significance. | 201-1      | GRI 201: Economic Performance 2016      |
|   | 8.2    | a. Examples of significant identified indirect economic impacts of the organization, including positive and negative impacts.<br>b. Significance of the indirect economic impacts in the context of external benchmarks and stakeholder priorities, such as national and international standards, protocols, and policy agendas.   | 203-2      | GRI 203: Indirect Economic Impacts 2016 |
|   | 8.2    | Average hours of training that the organization's employees have undertaken during the reporting period, by: <ul style="list-style-type: none"> <li>i. Gender;</li> <li>ii. Employee category.</li> </ul>  | 404-1-a    | GRI 404: Training and Education 2016    |
|   | 8.2    | a. Type and scope of programs implemented and assistance provided to upgrade employee skills.<br>b. Transition assistance programs provided to facilitate continued employability and the management of career endings resulting from retirement or termination of employment.   | 404-2      | GRI 404: Training and Education 2016    |
|   | 8.3    | a. Examples of significant identified indirect economic impacts of the organization, including positive and negative impacts.<br>b. Significance of the indirect economic impacts in the context of external benchmarks and stakeholder priorities, such as national and international standards, protocols, and policy agendas.   | 203-2      | GRI 203: Indirect Economic Impacts 2016 |


| SDG   | Target | Available Business Disclosures  | Disclosure | Sources                             |
|---|--------|---|------------|-------------------------------------|
| <b>8</b> DECENT WORK AND ECONOMIC GROWTH<br> | 8.3    | Percentage of the procurement budget used for significant locations of operation that is spent on suppliers local to that operation (such as percentage of products and services purchased locally).  | 204-1-a    | GRI 204: Procurement Practices 2016 |
|   | 8.4    | Total weight or volume of materials that are used to produce and package the organization's primary products and services during the reporting period, by:<br>i. Non-renewable materials used;<br>ii. Renewable materials used.   | 301-1-a    | GRI 301: Materials 2016             |
|   | 8.4    | Percentage of recycled input materials used to manufacture the organization's primary products and services.  | 301-2-a    | GRI 301: Materials 2016             |
|   | 8.4    | a. Percentage of reclaimed products and their packaging materials for each product category.<br>b. How the data for this disclosure have been collected.  | 301-3      | GRI 301: Materials 2016             |
|   | 8.4    | a. Total fuel consumption within the organization from non-renewable sources, in joules or multiples, and including fuel types used.<br>b. Total fuel consumption within the organization from renewable sources, in joules or multiples, and including fuel types used.<br>c. In joules, watt-hours or multiples, the total:<br>i. electricity consumption<br>ii. heating consumption<br>iii. cooling consumption<br>iv. steam consumption<br>d. In joules, watt-hours or multiples, the total:<br>i. electricity sold<br>ii. heating sold<br>iii. cooling sold<br>iv. steam sold<br>e. Total energy consumption within the organization, in joules or multiples.<br>f. Standards, methodologies, assumptions, and/or calculation tools used.<br>g. Source of the conversion factors used. | 302-1      | GRI 302: Energy 2016                |
|   | 8.4    | Energy consumption outside of the organization, in joules or multiples.   | 302-2-a    | GRI 302: Energy 2016                |
|   | 8.4    | Energy intensity ratio for the organization.  | 302-3-a    | GRI 302: Energy 2016                |
|   | 8.4    | Amount of reductions in energy consumption achieved as a direct result of conservation and efficiency initiatives, in joules or multiples.  | 302-4-a    | GRI 302: Energy 2016                |


| SDG   | Target | Available Business Disclosures   | Disclosure | Sources                                 |
|---|--------|--|------------|---|
| <b>8</b> DECENT WORK AND ECONOMIC GROWTH<br> | 8.4    | Reductions in energy requirements of sold products and services achieved during the reporting period, in joules or multiples.  | 302-5-a    | GRI 302: Energy 2016                    |
|   | 8.5    | Total number of employees by employment contract (permanent and temporary), by gender.   | 102-8-a    | GRI 102: General Disclosures 2016       |
|   | 8.5    | Total number of employees by employment contract (permanent and temporary), by region.   | 102-8-b    | GRI 102: General Disclosures 2016       |
|   | 8.5    | Total number of employees by employment type (full-time and part-time), by gender.   | 102-8-c    | GRI 102: General Disclosures 2016       |
|   | 8.5    | Whether a significant portion of the organization's activities are performed by workers who are not employees. If applicable, a description of the nature and scale of work performed by workers who are not employees.  | 102-8-d    | GRI 102: General Disclosures 2016       |
|   | 8.5    | a. When a significant proportion of employees are compensated based on wages subject to minimum wage rules, report the relevant ratio of the entry level wage by gender at significant locations of operation to the minimum wage.<br>b. When a significant proportion of other workers (excluding employees) performing the organization's activities are compensated based on wages subject to minimum wage rules, describe the actions taken to determine whether these workers are paid above the minimum wage.<br>c. Whether a local minimum wage is absent or variable at significant locations of operation, by gender. In circumstances in which different minimums can be used as a reference, report which minimum wage is being used.<br>d. The definition used for 'significant locations of operation'. | 202-1      | GRI 202: Market Presence 2016           |
|   | 8.5    | Percentage of senior management at significant locations of operation that are hired from the local community.   | 202-2-a    | GRI 202: Market Presence 2016           |
|   | 8.5    | a. Examples of significant identified indirect economic impacts of the organization, including positive and negative impacts.<br>b. Significance of the indirect economic impacts in the context of external benchmarks and stakeholder priorities, such as national and international standards, protocols, and policy agendas.   | 203-2      | GRI 203: Indirect Economic Impacts 2016 |


| SDG   | Target | Available Business Disclosures  | Disclosure | Sources                              |
|---|--------|---|------------|--------------------------------------|
| <b>8</b> DECENT WORK AND ECONOMIC GROWTH<br> | 8.5    | a. Total number and rate of new employee hires during the reporting period, by age group, gender and region.<br>b. Total number and rate of employee turnover during the reporting period, by age group, gender and region.   | 401-1      | GRI 401: Employment 2016             |
|   | 8.5    | Benefits which are standard for full-time employees of the organization but are not provided to temporary or part-time employees, by significant locations of operation. These include, as a minimum: <ul style="list-style-type: none"> <li>i. Life insurance;</li> <li>ii. Health care;</li> <li>iii. Disability and invalidity coverage;</li> <li>iv. Parental leave;</li> <li>v. Retirement provision;</li> <li>vi. Stock ownership;</li> <li>vii. Others.</li> </ul>   | 401-2-a    | GRI 401: Employment 2016             |
|   | 8.5    | a. Total number of employees that were entitled to parental leave, by gender.<br>b. Total number of employees that took parental leave, by gender.<br>c. Total number of employees that returned to work in the reporting period after parental leave ended, by gender.<br>d. Total number of employees that returned to work after parental leave ended that were still employed 12 months after their return to work, by gender.<br>e. Return to work and retention rates of employees that took parental leave, by gender. | 401-3      | GRI 401: Employment 2016             |
|   | 8.5    | Average hours of training that the organization's employees have undertaken during the reporting period, by: <ul style="list-style-type: none"> <li>i. Gender;</li> <li>ii. Employee category.</li> </ul>   | 404-1-a    | GRI 404: Training and Education 2016 |
|   | 8.5    | a. Type and scope of programs implemented and assistance provided to upgrade employee skills.<br>b. Transition assistance programs provided to facilitate continued employability and the management of career endings resulting from retirement or termination of employment.  | 404-2      | GRI 404: Training and Education 2016 |
|   | 8.5    | Percentage of total employees by gender and by employee category who received a regular performance and career development review during the reporting period.  | 404-3-a    | GRI 404: Training and Education 2016 |





| SDG   | Target | Available Business Disclosures  | Disclosure | Sources                                       |
|---|--------|---|------------|---|
| <b>8</b> DECENT WORK AND ECONOMIC GROWTH<br> | 8.5    | a. Percentage of individuals within the organization's governance bodies in each of the following diversity categories: <ul style="list-style-type: none"> <li>i. Gender;</li> <li>ii. Age group: under 30 years old, 30-50 years old, over 50 years old;</li> <li>iii. Other indicators of diversity where relevant (such as minority or vulnerable groups).</li> </ul> b. Percentage of employees per employee category in each of the following diversity categories: <ul style="list-style-type: none"> <li>i. Gender;</li> <li>ii. Age group: under 30 years old, 30-50 years old, over 50 years old;</li> <li>iii. Other indicators of diversity where relevant (such as minority or vulnerable groups).</li> </ul> | 405-1      | GRI 405: Diversity and Equal Opportunity 2016 |
|   | 8.5    | Ratio of the basic salary and remuneration of women to men for each employee category, by significant locations of operation.   | 405-2-b    | GRI 405: Diversity and Equal Opportunity 2016 |
|   | 8.6    | a. Total number and rate of new employee hires during the reporting period, by age group, gender and region.<br>b. Total number and rate of employee turnover during the reporting period, by age group, gender and region.   | 401-1      | GRI 401: Employment 2016                      |
|   | 8.7    | a. Operations and suppliers considered to have significant risk for incidents of: <ul style="list-style-type: none"> <li>i. child labor;</li> <li>ii. young workers exposed to hazardous work.</li> </ul> b. Operations and suppliers considered to have significant risk for incidents of child labor either in terms of: <ul style="list-style-type: none"> <li>i. type of operation (such as manufacturing plant) and supplier;</li> <li>ii. countries or geographic areas with operations and suppliers considered at risk.</li> </ul> c. Measures taken by the organization in the reporting period intended to contribute to the effective abolition of child labor.  | 408-1      | GRI 408: Child Labor 2016                     |
|   | 8.7    | Operations and suppliers considered to have significant risk for incidents of forced or compulsory labor either in terms of: <ul style="list-style-type: none"> <li>i. Type of operation (such as manufacturing plant) and supplier;</li> <li>ii. Countries or geographic areas with operations and suppliers considered at risk.</li> </ul>  | 409-1      | GRI 409: Forced or Compulsory Labor 2016      |


| SDG   | Target | Available Business Disclosures   | Disclosure | Sources                                      |
|---|--------|--|------------|--|
| <b>8</b> DECENT WORK AND ECONOMIC GROWTH<br> | 8.7    | Measures taken by the organization in the reporting period intended to contribute to the elimination of all forms of forced or compulsory labor.   | 409-1-b    | GRI 409: Forced or Compulsory Labor 2016     |
|   | 8.8    | Percentage of total employees covered by collective bargaining agreements.   | 102-41-a   | GRI 102: General Disclosures 2016            |
|   | 8.8    | a. Minimum number of weeks' notice typically provided to employees and their representatives prior to the implementation of significant operational changes that could substantially affect them.<br>b. For organizations with collective bargaining agreements, report whether the notice period and provisions for consultation and negotiation are specified in collective agreements.  | 402-1      | GRI 402: Labor/ Management Relations 2016    |
|   | 8.8    | A statement of whether an occupational health and safety management system has been implemented, including whether: <ul style="list-style-type: none"> <li>i. the system has been implemented because of legal requirements and, if so, a list of the requirements;</li> <li>ii. the system has been implemented based on recognized risk management and/or management system standards/guidelines and, if so, a list of the standards/guidelines.</li> </ul>  | 403-1-a    | GRI 403: Occupational Health and Safety 2018 |
|   | 8.8    | A description of the scope of workers, activities, and workplaces covered by the occupational health and safety management system, and an explanation of whether and, if so, why any workers, activities, or workplaces are not covered.   | 403-1-b    | GRI 403: Occupational Health and Safety 2018 |
|   | 8.8    | A description of the processes used to identify work-related hazards and assess risks on a routine and non-routine basis, and to apply the hierarchy of controls in order to eliminate hazards and minimize risks, including: <ul style="list-style-type: none"> <li>i. how the organization ensures the quality of these processes, including the competency of persons who carry them out;</li> <li>ii. how the results of these processes are used to evaluate and continually improve the occupational health and safety management system.</li> </ul> | 403-2-a    | GRI 403: Occupational Health and Safety 2018 |
|   | 8.8    | A description of the processes for workers to report work-related hazards and hazardous situations, and an explanation of how workers are protected against reprisals.   | 403-2-b    | GRI 403: Occupational Health and Safety 2018 |
|   | 8.8    | A description of the policies and processes for workers to remove themselves from work situations that they believe could cause injury or ill health, and an explanation of how workers are protected against reprisals.   | 403-2-c    | GRI 403: Occupational Health and Safety 2018 |

| SDG   | Target | Available Business Disclosures  | Disclosure | Sources                                      |
|---|--------|---|------------|--|
| <b>8</b> DECENT WORK AND ECONOMIC GROWTH<br> | 8.8    | A description of the processes used to investigate work-related incidents, including the processes to identify hazards and assess risks relating to the incidents, to determine corrective actions using the hierarchy of controls, and to determine improvements needed in the occupational health and safety management system. | 403-2-d    | GRI 403: Occupational Health and Safety 2018 |
|   | 8.8    | A description of the occupational health services' functions that contribute to the identification and elimination of hazards and minimization of risks, and an explanation of how the organization ensures the quality of these services and facilitates workers' access to them.  | 403-3-a    | GRI 403: Occupational Health and Safety 2018 |
|   | 8.8    | A description of the processes for worker participation and consultation in the development, implementation, and evaluation of the occupational health and safety management system, and for providing access to and communicating relevant information on occupational health and safety to workers.                             | 403-4-a    | GRI 403: Occupational Health and Safety 2018 |
|   | 8.8    | Where formal joint management-worker health and safety committees exist, a description of their responsibilities, meeting frequency, decision-making authority, and whether and, if so, why any workers are not represented by these committees.  | 403-4-b    | GRI 403: Occupational Health and Safety 2018 |
|   | 8.8    | A description of any occupational health and safety training provided to workers, including generic training as well as training on specific work-related hazards, hazardous activities, or hazardous situations  | 403-5-a    | GRI 403: Occupational Health and Safety 2018 |
|   | 8.8    | A description of the organization's approach to preventing or mitigating significant negative occupational health and safety impacts that are directly linked to its operations, products or services by its business relationships, and the related hazards and risks.   | 403-7-a    | GRI 403: Occupational Health and Safety 2018 |


| SDG   | Target | Available Business Disclosures   | Disclosure | Sources                                      |
|---|--------|--|------------|--|
| <b>8</b> DECENT WORK AND ECONOMIC GROWTH<br> | 8.8    | a. If the organization has implemented an occupational health and safety management system based on legal requirements and/or recognized standards/guidelines: <ol style="list-style-type: none"> <li>the number and percentage of all employees and workers who are not employees but whose work and/or workplace is controlled by the organization, who are covered by such a system;</li> <li>the number and percentage of all employees and workers who are not employees but whose work and/or workplace is controlled by the organization, who are covered by such a system that has been internally audited;</li> <li>the number and percentage of all employees and workers who are not employees but whose work and/or workplace is controlled by the organization, who are covered by such a system that has been audited or certified by an external party.</li> </ol> b. Whether and, if so, why any workers have been excluded from this disclosure, including the types of worker excluded.           c. Any contextual information necessary to understand how the data have been compiled, such as any standards, methodologies, and assumptions used. | 403-8      | GRI 403: Occupational Health and Safety 2018 |
|   |        |  |            |  |


| SDG   | Target | Available Business Disclosures   | Disclosure | Sources                                      |
|---|--------|--|------------|--|
| <b>8</b> DECENT WORK AND ECONOMIC GROWTH<br> | 8.8    | a. For all employees: <ul style="list-style-type: none"> <li>i. The number and rate of fatalities as a result of work-related injury;</li> <li>ii. The number and rate of high-consequence work-related injuries (excluding fatalities);</li> <li>iii. The number and rate of recordable work-related injuries;</li> <li>iv. The main types of work-related injury;</li> <li>v. The number of hours worked.</li> </ul> b. For all workers who are not employees but whose work and/or workplace is controlled by the organization: <ul style="list-style-type: none"> <li>i. The number and rate of fatalities as a result of work-related injury;</li> <li>ii. The number and rate of high-consequence work-related injuries (excluding fatalities);</li> <li>iii. The number and rate of recordable work-related injuries;</li> <li>iv. The main types of work-related injury;</li> <li>v. The number of hours worked.</li> </ul> c. The work-related hazards that pose a risk of high-consequence injury, including: <ul style="list-style-type: none"> <li>i. how these hazards have been determined;</li> <li>ii. which of these hazards have caused or contributed to high-consequence injuries during the reporting period;</li> <li>iii. actions taken or underway to eliminate these hazards and minimize risks using the hierarchy of controls.</li> </ul> d. Any actions taken or underway to eliminate other work-related hazards and minimize risks using the hierarchy of controls.           e. Whether the rates have been calculated based on 200,000 or 1,000,000 hours worked.           f. Whether and, if so, why any workers have been excluded from this disclosure, including the types of worker excluded.           g. Any contextual information necessary to understand how the data have been compiled, such as any standards, methodologies, and assumptions used. | 403-9      | GRI 403: Occupational Health and Safety 2018 |
|   |        |  |            |  |


| SDG   | Target | Available Business Disclosures  | Disclosure | Sources  |
|---|--------|---|------------|--|
| <b>8</b> DECENT WORK AND ECONOMIC GROWTH<br> | 8.8    | a. For all employees: <ul style="list-style-type: none"> <li>i. The number of fatalities as a result of work-related ill health;</li> <li>ii. The number of cases of recordable work-related ill health;</li> <li>iii. The main types of work-related ill health.</li> </ul> b. For all workers who are not employees but whose work and/or workplace is controlled by the organization: <ul style="list-style-type: none"> <li>i. The number of fatalities as a result of work-related ill health;</li> <li>ii. The number of cases of recordable work-related ill health;</li> <li>iii. The main types of work-related ill health.</li> </ul> c. The work-related hazards that pose a risk of ill health, including: <ul style="list-style-type: none"> <li>i. how these hazards have been determined;</li> <li>ii. which of these hazards have caused or contributed to cases of ill health during the reporting period;</li> <li>iii. actions taken or underway to eliminate these hazards and minimize risks using the hierarchy of controls.</li> </ul> d. Whether and, if so, why any workers have been excluded from this disclosure, including the types of worker excluded. | 403-10     | GRI 403: Occupational Health and Safety 2018                   |
|   | 8.8    | a. Total number of incidents of discrimination during the reporting period.<br>b. Status of the incidents and actions taken with reference to the following: <ul style="list-style-type: none"> <li>i. Incident reviewed by the organization;</li> <li>ii. Remediation plans being implemented;</li> <li>iii. Remediation plans that have been implemented, with results reviewed through routine internal management review processes;</li> <li>iv. Incident no longer subject to action.</li> </ul>   | 406-1      | GRI 406: Non-discrimination 2016                               |
|   | 8.8    | a. Operations and suppliers in which workers' rights to exercise freedom of association or collective bargaining may be violated or at significant risk either in terms of: i. type of operation (such as manufacturing plant) and supplier; ii. countries or geographic areas with operations and suppliers considered at risk.<br>b. Measures taken by the organization in the reporting period intended to support rights to exercise freedom of association and collective bargaining.  | 407-1      | GRI 407: Freedom of Association and Collective Bargaining 2016 |


| SDG   | Target | Available Business Disclosures   | Disclosure | Sources                                  |
|---|--------|--|------------|--|
| <b>8</b> DECENT WORK AND ECONOMIC GROWTH<br> | 8.8    | Percentage of new suppliers that were screened using social criteria.  | 414-1-a    | GRI 414: Supplier Social Assessment 2016 |
|   | 8.8    | a. Number of suppliers assessed for social impacts.<br>b. Number of suppliers identified as having significant actual and potential negative social impacts.<br>c. Significant actual and potential negative social impacts identified in the supply chain.<br>d. Percentage of suppliers identified as having significant actual and potential negative social impacts with which improvements were agreed upon as a result of assessment.<br>e. Percentage of suppliers identified as having significant actual and potential negative social impacts with which relationships were terminated as a result of assessment, and why. | 414-2      | GRI 414: Supplier Social Assessment 2016 |





| SDG  | Target | Available Business Disclosures   | Disclosure | Sources                                 |
|--|--------|--|------------|---|
| <b>9</b> INDUSTRY, INNOVATION<br>AND INFRASTRUCTURE<br> | 9.1    | a. Direct economic value generated and distributed (EVG&D) on an accruals basis, including the basic components for the organization's global operations as listed below. If data are presented on a cash basis, report the justification for this decision in addition to reporting the following basic components: <ul style="list-style-type: none"> <li>i. Direct economic value generated: revenues;</li> <li>ii. Economic value distributed: operating costs, employee wages and benefits, payments to providers of capital, payments to government by country, and community investments;</li> <li>iii. Economic value retained: 'direct economic value generated' less 'economic value distributed'.</li> </ul> b. Where significant, report EVG&D separately at country, regional, or market levels, and the criteria used for defining significance. | 201-1      | GRI 201: Economic Performance 2016      |
|  | 9.1    | a. Extent of development of significant infrastructure investments and services supported.<br>b. Current or expected impacts on communities and local economies, including positive and negative impacts where relevant.<br>c. Whether these investments and services are commercial, in-kind, or pro bono engagements.  | 203-1      | GRI 203: Indirect Economic Impacts 2016 |
|  | 9.4    | a. Direct economic value generated and distributed (EVG&D) on an accruals basis, including the basic components for the organization's global operations as listed below. If data are presented on a cash basis, report the justification for this decision in addition to reporting the following basic components: <ul style="list-style-type: none"> <li>i. Direct economic value generated: revenues;</li> <li>ii. Economic value distributed: operating costs, employee wages and benefits, payments to providers of capital, payments to government by country, and community investments;</li> <li>iii. Economic value retained: 'direct economic value generated' less 'economic value distributed'.</li> </ul> b. Where significant, report EVG&D separately at country, regional, or market levels, and the criteria used for defining significance. | 201-1      | GRI 201: Economic Performance 2016      |
|  | 9.4    | a. Extent of development of significant infrastructure investments and services supported.<br>b. Current or expected impacts on communities and local economies, including positive and negative impacts where relevant.<br>c. Whether these investments and services are commercial, in-kind, or pro bono engagements.  | 203-1      | GRI 203: Indirect Economic Impacts 2016 |


| SDG  | Target | Available Business Disclosures   | Disclosure | Sources                            |
|--|--------|--|------------|------------------------------------|
| <b>9</b> INDUSTRY, INNOVATION<br>AND INFRASTRUCTURE<br> | 9.5    | a. Direct economic value generated and distributed (EVG&D) on an accruals basis, including the basic components for the organization's global operations as listed below. If data are presented on a cash basis, report the justification for this decision in addition to reporting the following basic components: <ul style="list-style-type: none"> <li>i. Direct economic value generated: revenues;</li> <li>ii. Economic value distributed: operating costs, employee wages and benefits, payments to providers of capital, payments to government by country, and community investments;</li> <li>iii. Economic value retained: 'direct economic value generated' less 'economic value distributed'.</li> </ul> b. Where significant, report EVG&D separately at country, regional, or market levels, and the criteria used for defining significance. | 201-1      | GRI 201: Economic Performance 2016 |


| SDG   | Target | Available Business Disclosures   | Disclosure | Sources                                       |
|---|--------|--|------------|---|
| <b>10</b> REDUCED INEQUALITIES<br> | 10.3   | Total number of employees by employment contract (permanent and temporary), by gender.   | 102-8-a    | GRI 102: General Disclosures 2016             |
|   | 10.3   | Total number of employees by employment type (full-time and part-time), by gender.   | 102-8-c    | GRI 102: General Disclosures 2016             |
|   | 10.3   | a. Total number and rate of new employee hires during the reporting period, by age group, gender and region.<br>b. Total number and rate of employee turnover during the reporting period, by age group, gender and region.  | 401-1      | GRI 401: Employment 2016                      |
|   | 10.3   | Average hours of training that the organization's employees have undertaken during the reporting period, by:<br>i. Gender;<br>ii. Employee category.   | 404-1-a    | GRI 404: Training and Education 2016          |
|   | 10.3   | Percentage of total employees by gender and by employee category who received a regular performance and career development review during the reporting period.   | 404-3-a    | GRI 404: Training and Education 2016          |
|   | 10.3   | Ratio of the basic salary and remuneration of women to men for each employee category, by significant locations of operation.  | 405-2-a    | GRI 405: Diversity and Equal Opportunity 2016 |
|   | 10.4   | a. A description of the approach to tax, including:<br>i. whether the organization has a tax strategy and, if so, a link to this strategy if publicly available;<br>ii. the governance body or executive-level position within the organization that formally reviews and approves the tax strategy, and the frequency of this review;<br>iii. the approach to regulatory compliance;<br>iv. how the approach to tax is linked to the business and sustainable development strategies of the organization. | 207-1      | GRI 207: Tax 2019                             |

| SDG   | Target | Available Business Disclosures  | Disclosure | Sources           |
|---|--------|---|------------|-------------------|
| <b>10</b> REDUCED INEQUALITIES<br> | 10.4   | a. A description of the tax governance and control framework, including: <ul style="list-style-type: none"> <li>i. the governance body or executive-level position within the organization accountable for compliance with the tax strategy;</li> <li>ii. how the approach to tax is embedded within the organization;</li> <li>iii. the approach to tax risks, including how risks are identified, managed, and monitored;</li> <li>iv. how compliance with the tax governance and control framework is evaluated.</li> </ul> b. A description of the mechanisms for reporting concerns about unethical or unlawful behavior and the organization's integrity in relation to tax.  | 207-2      | GRI 207: Tax 2019 |
|   |        | c. A description of the assurance process for disclosures on tax and, if applicable, a reference to the assurance report, statement, or opinion.  |            |                   |
|   | 10.4   | a. A description of the approach to stakeholder engagement and management of stakeholder concerns related to tax, including: <ul style="list-style-type: none"> <li>i. the approach to engagement with tax authorities;</li> <li>ii. the approach to public policy advocacy on tax;</li> <li>iii. the processes for collecting and considering the views and concerns of stakeholders, including external stakeholders.</li> </ul>  | 207-3      | GRI 207: Tax 2019 |
|   | 10.4   | a. All tax jurisdictions where the entities included in the organization's audited consolidated financial statements, or in the financial information filed on public record, are resident for tax purposes.           b. For each tax jurisdiction reported in Disclosure 207-4-a: <ul style="list-style-type: none"> <li>i. Names of the resident entities;</li> <li>ii. Primary activities of the organization;</li> <li>iii. Number of employees, and the basis of calculation of this number;</li> <li>iv. Revenues from third-party sales;</li> <li>v. Revenues from intra-group transactions with other tax jurisdictions;</li> <li>vi. Profit/loss before tax;</li> <li>vii. Tangible assets other than cash and cash equivalents;</li> <li>viii. Corporate income tax paid on a cash basis;</li> <li>ix. Corporate income tax accrued on profit/loss;</li> <li>x. Reasons for the difference between corporate income tax accrued on profit/loss and the tax due if the statutory tax rate is applied to profit/loss before tax.</li> </ul> c. The time period covered by the information reported in Disclosure 207-4 | 207-4      | GRI 207: Tax 2019 |


| SDG   | Target | Available Business Disclosures  | Disclosure | Sources                                 |
|---|--------|---|------------|---|
| <b>11</b> SUSTAINABLE CITIES AND COMMUNITIES<br> | 11.2   | a. Extent of development of significant infrastructure investments and services supported.<br>b. Current or expected impacts on communities and local economies, including positive and negative impacts where relevant.<br>c. Whether these investments and services are commercial, in-kind, or pro bono engagements.   | 203-1      | GRI 203: Indirect Economic Impacts 2016 |
|   | 11.6   | a. For the organization's significant actual and potential waste-related impacts, a description of: <ul style="list-style-type: none"> <li>i. the inputs, activities, and outputs that lead or could lead to these impacts;</li> <li>ii. whether these impacts relate to waste generated in the organization's own activities or to waste generated upstream or downstream in its value chain.</li> </ul> | 306-1      | GRI 306: Waste 2020                     |
|   | 11.6   | Actions, including circularity measures, taken to prevent waste generation in the organization's own activities and upstream and downstream in its value chain, and to manage significant impacts from waste generated.   | 306-2-a    | GRI 306: Waste 2020                     |
|   | 11.6   | If the waste generated by the organization in its own activities is managed by a third party, a description of the processes used to determine whether the third party manages the waste in line with contractual or legislative obligations.   | 306-2-b    | GRI 306: Waste 2020                     |
|   | 11.6   | The processes used to collect and monitor waste-related data.   | 306-2-c    | GRI 306: Waste 2020                     |
|   | 11.6   | Total weight of waste diverted from disposal in metric tons, and a breakdown of this total by composition of the waste.   | 306-3-a    | GRI 306: Waste 2020                     |
|   | 11.6   | Total weight of waste diverted from disposal in metric tons, and a breakdown of this total by composition of the waste.   | 306-4-a    | GRI 306: Waste 2020                     |
|   | 11.6   | Total weight of hazardous waste diverted from disposal in metric tons, and a breakdown of this total by the following recovery operations: <ul style="list-style-type: none"> <li>i. Preparation for reuse;</li> <li>ii. Recycling;</li> <li>iii. Other recovery operations.</li> </ul>   | 306-4-b    | GRI 306: Waste 2020                     |
|   | 11.6   | Total weight of non-hazardous waste diverted from disposal in metric tons, and a breakdown of this total by the following recovery operations: <ul style="list-style-type: none"> <li>i. Preparation for reuse;</li> <li>ii. Recycling;</li> <li>iii. Other recovery operations.</li> </ul>   | 306-4-c    | GRI 306: Waste 2020                     |


| SDG   | Target | Available Business Disclosures  | Disclosure | Sources             |
|---|--------|---|------------|---------------------|
| <b>11</b> SUSTAINABLE CITIES AND COMMUNITIES<br> | 11.6   | A breakdown of the total weight in metric tons of hazardous waste and of non-hazardous waste diverted from disposal:<br>i. onsite;<br>ii. offsite.  | 306-4-d    | GRI 306: Waste 2020 |
|   | 11.6   | Total weight of waste directed to disposal in metric tons, and a breakdown of this total by composition of the waste.   | 306-5-a    | GRI 306: Waste 2020 |
|   | 11.6   | Total weight of hazardous waste directed to disposal in metric tons, and a breakdown of this total by the following disposal operations:<br>i. Incineration (with energy recovery);<br>ii. Incineration (without energy recovery);<br>iii. Landfilling;<br>iv. Other disposal operations.     | 306-5-b    | GRI 306: Waste 2020 |
|   | 11.6   | Total weight of non-hazardous waste directed to disposal in metric tons, and a breakdown of this total by the following disposal operations:<br>i. Incineration (with energy recovery);<br>ii. Incineration (without energy recovery);<br>iii. Landfilling;<br>iv. Other disposal operations. | 306-5-c    | GRI 306: Waste 2020 |
|   | 11.6   | For each disposal operation listed in Disclosures 306-5-b and 306-5-c, a breakdown of the total weight in metric tons of hazardous waste and of non-hazardous waste directed to disposal:<br>i. onsite;<br>ii. offsite.   | 306-5-d    | GRI 306: Waste 2020 |


| SDG   | Target | Available Business Disclosures  | Disclosure | Sources                 |
|---|--------|---|------------|-------------------------|
| <b>12</b> RESPONSIBLE CONSUMPTION AND PRODUCTION<br> | 12.2   | Total weight or volume of materials that are used to produce and package the organization's primary products and services during the reporting period, by:<br>i. Non-renewable materials used;<br>ii. Renewable materials used.   | 301-1-a    | GRI 301: Materials 2016 |
|   | 12.2   | Percentage of recycled input materials used to manufacture the organization's primary products and services.  | 301-2-a    | GRI 301: Materials 2016 |
|   | 12.2   | Percentage of reclaimed products and their packaging materials for each product category.   | 301-3-a    | GRI 301: Materials 2016 |
|   | 12.2   | a. Total fuel consumption within the organization from non-renewable sources, in joules or multiples, and including fuel types used.<br>b. Total fuel consumption within the organization from renewable sources, in joules or multiples, and including fuel types used.<br>c. In joules, watt-hours or multiples, the total:<br>i. electricity consumption<br>ii. heating consumption<br>iii. cooling consumption<br>iv. steam consumption<br>d. In joules, watt-hours or multiples, the total:<br>i. electricity sold<br>ii. heating sold<br>iii. cooling sold<br>iv. steam sold<br>e. Total energy consumption within the organization, in joules or multiples.<br>f. Standards, methodologies, assumptions, and/or calculation tools used.<br>g. Source of the conversion factors used. | 302-1      | GRI 302: Energy 2016    |
|   | 12.2   | Energy consumption outside of the organization, in joules or multiples.   | 302-2-a    | GRI 302: Energy 2016    |
|   | 12.2   | Energy intensity ratio for the organization.  | 302-3-a    | GRI 302: Energy 2016    |
|   | 12.2   | Amount of reductions in energy consumption achieved as a direct result of conservation and efficiency initiatives, in joules or multiples.  | 302-4-a    | GRI 302: Energy 2016    |
|   | 12.2   | Reductions in energy requirements of sold products and services achieved during the reporting period, in joules or multiples.   | 302-5-a    | GRI 302: Energy 2016    |
|   |        |   |            |                         |
|   |        |   |            |                         |


| SDG   | Target | Available Business Disclosures  | Disclosure | Sources                           |
|---|--------|---|------------|-----------------------------------|
| <b>12</b> RESPONSIBLE CONSUMPTION AND PRODUCTION<br> | 12.4   | A description of how the organization interacts with water, including how and where water is withdrawn, consumed, and discharged, and the water-related impacts caused or contributed to, or directly linked to the organization's activities, products or services by a business relationship (e.g., impacts caused by runoff).  | 303-1-a    | GRI 303: Water and Effluents 2018 |
|   | 12.4   | A description of how water-related impacts are addressed, including how the organization works with stakeholders to steward water as a shared resource, and how it engages with suppliers or customers with significant water-related impacts.  | 303-1-c    | GRI 303: Water and Effluents 2018 |
|   | 12.4   | a. Gross direct (Scope 1) GHG emissions in metric tons of CO <sub>2</sub> equivalent.<br>b. Gases included in the calculation; whether CO <sub>2</sub> , CH <sub>4</sub> , N <sub>2</sub> O, HFCs, PFCs, SF <sub>6</sub> , NF <sub>3</sub> , or all.<br>c. Biogenic CO <sub>2</sub> emissions in metric tons of CO <sub>2</sub> equivalent.   | 305-1      | GRI 305: Emissions 2016           |
|   | 12.4   | a. Gross location-based energy indirect (Scope 2) GHG emissions in metric tons of CO <sub>2</sub> equivalent.<br>b. If applicable, gross market-based energy indirect (Scope 2) GHG emissions in metric tons of CO <sub>2</sub> equivalent.<br>c. If available, the gases included in the calculation; whether CO <sub>2</sub> , CH <sub>4</sub> , N <sub>2</sub> O, HFCs, PFCs, SF <sub>6</sub> , NF <sub>3</sub> , or all.  | 305-2      | GRI 305: Emissions 2016           |
|   | 12.4   | a. Gross other indirect (Scope 3) GHG emissions in metric tons of CO <sub>2</sub> equivalent.<br>b. If available, the gases included in the calculation; whether CO <sub>2</sub> , CH <sub>4</sub> , N <sub>2</sub> O, HFCs, PFCs, SF <sub>6</sub> , NF <sub>3</sub> , or all.<br>c. Biogenic CO <sub>2</sub> emissions in metric tons of CO <sub>2</sub> equivalent.<br>d. Other indirect (Scope 3) GHG emissions categories and activities included in the calculation.                             | 305-3      | GRI 305: Emissions 2016           |
|   | 12.4   | Production, imports, and exports of ODS in metric tons of CFC-11 (trichlorofluoromethane) equivalent.   | 305-6-a    | GRI 305: Emissions 2016           |
|   | 12.4   | a. Significant air emissions, in kilograms or multiples, for each of the following:<br>i. NO <sub>x</sub><br>ii. SO <sub>x</sub><br>iii. Persistent organic pollutants (POP)<br>iv. Volatile organic compounds (VOC)<br>v. Hazardous air pollutants (HAP)<br>vi. Particulate matter (PM)<br>vii. Other standard categories of air emissions identified in relevant regulations<br>b. Source of the emission factors used.<br>c. Standards, methodologies, assumptions, and/or calculation tools used. | 305-7      | GRI 305: Emissions 2016           |





| SDG   | Target | Available Business Disclosures  | Disclosure | Sources             |
|---|--------|---|------------|---------------------|
| <b>12</b> RESPONSIBLE CONSUMPTION AND PRODUCTION<br> | 12.4   | a. For the organization's significant actual and potential waste-related impacts, a description of: <ul style="list-style-type: none"> <li>i. the inputs, activities, and outputs that lead or could lead to these impacts;</li> <li>ii. whether these impacts relate to waste generated in the organization's own activities or to waste generated upstream or downstream in its value chain.</li> </ul> | 306-1      | GRI 306: Waste 2020 |
|   | 12.4   | Actions, including circularity measures, taken to prevent waste generation in the organization's own activities and upstream and downstream in its value chain, and to manage significant impacts from waste generated.   | 306-2-a    | GRI 306: Waste 2020 |
|   | 12.4   | If the waste generated by the organization in its own activities is managed by a third party, a description of the processes used to determine whether the third party manages the waste in line with contractual or legislative obligations.   | 306-2-b    | GRI 306: Waste 2020 |
|   | 12.4   | The processes used to collect and monitor waste-related data.   | 306-2-c    | GRI 306: Waste 2020 |
|   | 12.4   | Total weight of waste diverted from disposal in metric tons, and a breakdown of this total by composition of the waste.   | 306-3-a    | GRI 306: Waste 2020 |
|   | 12.4   | Total weight of waste diverted from disposal in metric tons, and a breakdown of this total by composition of the waste.   | 306-4-a    | GRI 306: Waste 2020 |
|   | 12.4   | Total weight of hazardous waste diverted from disposal in metric tons, and a breakdown of this total by the following recovery operations: <ul style="list-style-type: none"> <li>i. Preparation for reuse;</li> <li>ii. Recycling;</li> <li>iii. Other recovery operations.</li> </ul>   | 306-4-b    | GRI 306: Waste 2020 |
|   | 12.4   | Total weight of non-hazardous waste diverted from disposal in metric tons, and a breakdown of this total by the following recovery operations: <ul style="list-style-type: none"> <li>i. Preparation for reuse;</li> <li>ii. Recycling;</li> <li>iii. Other recovery operations.</li> </ul>   | 306-4-c    | GRI 306: Waste 2020 |
|   | 12.4   | A breakdown of the total weight in metric tons of hazardous waste and of non-hazardous waste diverted from disposal: <ul style="list-style-type: none"> <li>i. onsite;</li> <li>ii. offsite.</li> </ul>   | 306-4-d    | GRI 306: Waste 2020 |


| SDG   | Target | Available Business Disclosures   | Disclosure | Sources                 |
|---|--------|--|------------|-------------------------|
| <b>12</b> RESPONSIBLE CONSUMPTION AND PRODUCTION<br> | 12.4   | Total weight of waste directed to disposal in metric tons, and a breakdown of this total by composition of the waste.  | 306-5-a    | GRI 306: Waste 2020     |
|   | 12.4   | Total weight of hazardous waste directed to disposal in metric tons, and a breakdown of this total by the following disposal operations:<br>i. Incineration (with energy recovery);<br>ii. Incineration (without energy recovery);<br>iii. Landfilling;<br>iv. Other disposal operations.  | 306-5-b    | GRI 306: Waste 2020     |
|   | 12.4   | Total weight of non-hazardous waste directed to disposal in metric tons, and a breakdown of this total by the following disposal operations:<br>i. Incineration (with energy recovery);<br>ii. Incineration (without energy recovery);<br>iii. Landfilling;<br>iv. Other disposal operations.  | 306-5-c    | GRI 306: Waste 2020     |
|   | 12.4   | For each disposal operation listed in Disclosures 306-5-b and 306-5-c, a breakdown of the total weight in metric tons of hazardous waste and of non-hazardous waste directed to disposal:<br>i. onsite;<br>ii. offsite.  | 306-5-d    | GRI 306: Waste 2020     |
|   | 12.5   | Percentage of recycled input materials used to manufacture the organization's primary products and services.   | 301-2-a    | GRI 301: Materials 2016 |
|   | 12.5   | Percentage of reclaimed products and their packaging materials for each product category.  | 301-3-a    | GRI 301: Materials 2016 |
|   | 12.5   | a. For the organization's significant actual and potential waste-related impacts, a description of:<br>i. the inputs, activities, and outputs that lead or could lead to these impacts;<br>ii. whether these impacts relate to waste generated in the organization's own activities or to waste generated upstream or downstream in its value chain. | 306-1      | GRI 306: Waste 2020     |
|   | 12.5   | Actions, including circularity measures, taken to prevent waste generation in the organization's own activities and upstream and downstream in its value chain, and to manage significant impacts from waste generated.  | 306-2-a    | GRI 306: Waste 2020     |


| SDG   | Target | Available Business Disclosures  | Disclosure | Sources             |
|---|--------|---|------------|---------------------|
| <b>12</b> RESPONSIBLE CONSUMPTION AND PRODUCTION<br> | 12.5   | If the waste generated by the organization in its own activities is managed by a third party, a description of the processes used to determine whether the third party manages the waste in line with contractual or legislative obligations.   | 306-2-b    | GRI 306: Waste 2020 |
|   | 12.5   | The processes used to collect and monitor waste-related data.   | 306-2-c    | GRI 306: Waste 2020 |
|   | 12.5   | Total weight of waste diverted from disposal in metric tons, and a breakdown of this total by composition of the waste.   | 306-3-a    | GRI 306: Waste 2020 |
|   | 12.5   | Total weight of waste diverted from disposal in metric tons, and a breakdown of this total by composition of the waste.   | 306-4-a    | GRI 306: Waste 2020 |
|   | 12.5   | Total weight of hazardous waste diverted from disposal in metric tons, and a breakdown of this total by the following recovery operations:<br>i. Preparation for reuse;<br>ii. Recycling;<br>iii. Other recovery operations.  | 306-4-b    | GRI 306: Waste 2020 |
|   | 12.5   | Total weight of non-hazardous waste diverted from disposal in metric tons, and a breakdown of this total by the following recovery operations:<br>i. Preparation for reuse;<br>ii. Recycling;<br>iii. Other recovery operations.  | 306-4-c    | GRI 306: Waste 2020 |
|   | 12.5   | A breakdown of the total weight in metric tons of hazardous waste and of non-hazardous waste diverted from disposal:<br>i. onsite;<br>ii. offsite.  | 306-4-d    | GRI 306: Waste 2020 |
|   | 12.5   | Total weight of waste directed to disposal in metric tons, and a breakdown of this total by composition of the waste.   | 306-5-a    | GRI 306: Waste 2020 |
|   | 12.5   | Total weight of hazardous waste directed to disposal in metric tons, and a breakdown of this total by the following disposal operations:<br>i. Incineration (with energy recovery);<br>ii. Incineration (without energy recovery);<br>iii. Landfilling;<br>iv. Other disposal operations. | 306-5-b    | GRI 306: Waste 2020 |

| SDG   | Target | Available Business Disclosures   | Disclosure | Sources                              |
|---|--------|--|------------|--------------------------------------|
| <b>12</b> RESPONSIBLE CONSUMPTION AND PRODUCTION<br> | 12.5   | Total weight of non-hazardous waste directed to disposal in metric tons, and a breakdown of this total by the following disposal operations: <ol style="list-style-type: none"> <li>Incineration (with energy recovery);</li> <li>Incineration (without energy recovery);</li> <li>Landfilling;</li> <li>Other disposal operations.</li> </ol>   | 306-5-c    | GRI 306: Waste 2020                  |
|   | 12.5   | For each disposal operation listed in Disclosures 306-5-b and 306-5-c, a breakdown of the total weight in metric tons of hazardous waste and of non-hazardous waste directed to disposal: <ol style="list-style-type: none"> <li>onsite;</li> <li>offsite.</li> </ol>  | 306-5-d    | GRI 306: Waste 2020                  |
|   | 12.8   | a. Whether each of the following types of information is required by the organization's procedures for product and service information and labeling: <ol style="list-style-type: none"> <li>The sourcing of components of the product or service;</li> <li>Content, particularly with regard to substances that might produce an environmental or social impact;</li> <li>Safe use of the product or service;</li> <li>Disposal of the product and environmental or social impacts;</li> <li>Other (explain).</li> </ol> b. Percentage of significant product or service categories covered by and assessed for compliance with such procedures. | 417-1      | GRI 417: Marketing and Labeling 2016 |


| SDG   | Target | Available Business Disclosures  | Disclosure | Sources                            |
|---|--------|---|------------|------------------------------------|
| <b>13</b> CLIMATE ACTION<br> | 13.1   | <p>Risks and opportunities posed by climate change that have the potential to generate substantive changes in operations, revenue, or expenditure, including:</p> <ul style="list-style-type: none"> <li>i. A description of the risk or opportunity and its classification as either physical, regulatory, or other;</li> <li>ii. A description of the impact associated with the risk or opportunity;</li> <li>iii. The financial implications of the risk or opportunity before action is taken;</li> <li>iv. The methods used to manage the risk or opportunity;</li> <li>v. The costs of actions taken to manage the risk or opportunity.</li> </ul>   | 201-2-a    | GRI 201: Economic Performance 2016 |
|   | 13.1   | <ul style="list-style-type: none"> <li>a. Total fuel consumption within the organization from non-renewable sources, in joules or multiples, and including fuel types used.</li> <li>b. Total fuel consumption within the organization from renewable sources, in joules or multiples, and including fuel types used.</li> <li>c. In joules, watt-hours or multiples, the total: <ul style="list-style-type: none"> <li>i. electricity consumption</li> <li>ii. heating consumption</li> <li>iii. cooling consumption</li> <li>iv. steam consumption</li> </ul> </li> <li>d. In joules, watt-hours or multiples, the total: <ul style="list-style-type: none"> <li>i. electricity sold</li> <li>ii. heating sold</li> <li>iii. cooling sold</li> <li>iv. steam sold</li> </ul> </li> <li>e. Total energy consumption within the organization, in joules or multiples.</li> <li>f. Standards, methodologies, assumptions, and/or calculation tools used.</li> <li>g. Source of the conversion factors used.</li> </ul> | 302-1      | GRI 302: Energy 2016               |
|   | 13.1   | Energy consumption outside of the organization, in joules or multiples.   | 302-2-a    | GRI 302: Energy 2016               |
|   | 13.1   | Energy intensity ratio for the organization.  | 302-3-a    | GRI 302: Energy 2016               |
|   | 13.1   | Amount of reductions in energy consumption achieved as a direct result of conservation and efficiency initiatives, in joules or multiples.  | 302-4-a    | GRI 302: Energy 2016               |
|   | 13.1   | Reductions in energy requirements of sold products and services achieved during the reporting period, in joules or multiples.   | 302-5-a    | GRI 302: Energy 2016               |
|   |        |   |            |                                    |
|   |        |   |            |                                    |


| SDG   | Target | Available Business Disclosures  | Disclosure | Sources                 |
|---|--------|---|------------|-------------------------|
| <b>13</b> CLIMATE ACTION<br> | 13.1   | a. Gross direct (Scope 1) GHG emissions in metric tons of CO <sub>2</sub> equivalent.<br>b. Gases included in the calculation; whether CO <sub>2</sub> , CH <sub>4</sub> , N <sub>2</sub> O, HFCs, PFCs, SF <sub>6</sub> , NF <sub>3</sub> , or all.<br>c. Biogenic CO <sub>2</sub> emissions in metric tons of CO <sub>2</sub> equivalent.   | 305-1      | GRI 305: Emissions 2016 |
|   | 13.1   | a. Gross location-based energy indirect (Scope 2) GHG emissions in metric tons of CO <sub>2</sub> equivalent.<br>b. If applicable, gross market-based energy indirect (Scope 2) GHG emissions in metric tons of CO <sub>2</sub> equivalent.<br>c. If available, the gases included in the calculation; whether CO <sub>2</sub> , CH <sub>4</sub> , N <sub>2</sub> O, HFCs, PFCs, SF <sub>6</sub> , NF <sub>3</sub> , or all.  | 305-2      | GRI 305: Emissions 2016 |
|   | 13.1   | a. Gross other indirect (Scope 3) GHG emissions in metric tons of CO <sub>2</sub> equivalent.<br>b. If available, the gases included in the calculation; whether CO <sub>2</sub> , CH <sub>4</sub> , N <sub>2</sub> O, HFCs, PFCs, SF <sub>6</sub> , NF <sub>3</sub> , or all.<br>c. Biogenic CO <sub>2</sub> emissions in metric tons of CO <sub>2</sub> equivalent.<br>d. Other indirect (Scope 3) GHG emissions categories and activities included in the calculation. | 305-3      | GRI 305: Emissions 2016 |
|   | 13.1   | GHG emissions intensity ratio for the organization.   | 305-4-a    | GRI 305: Emissions 2016 |
|   | 13.1   | GHG emissions reduced as a direct result of reduction initiatives, in metric tons of CO <sub>2</sub> equivalent.  | 305-5-a    | GRI 305: Emissions 2016 |


| SDG  | Target | Available Business Disclosures  | Disclosure | Sources                    |
|--|--------|---|------------|----------------------------|
|  | 14.2   | For each operational site owned, leased, managed in, or adjacent to, protected areas and areas of high biodiversity value outside protected areas, the following information: <ul style="list-style-type: none"> <li>i. Geographic location;</li> <li>ii. Subsurface and underground land that may be owned, leased, or managed by the organization;</li> <li>iii. Position in relation to the protected area (in the area, adjacent to, or containing portions of the protected area) or the high biodiversity value area outside protected areas;</li> <li>iv. Type of operation (office, manufacturing or production, or extractive);</li> <li>v. Size of operational site in km2 (or another unit, if appropriate);</li> <li>vi. Biodiversity value characterized by the attribute of the protected area or area of high biodiversity value outside the protected area (terrestrial, freshwater, or maritime ecosystem);</li> <li>vii. Biodiversity value characterized by listing of protected status (such as IUCN Protected Area Management Categories, Ramsar Convention, national legislation).</li> </ul> | 304-1-a    | GRI 304: Biodiversity 2016 |
|  | 14.2   | <ul style="list-style-type: none"> <li>a. Nature of significant direct and indirect impacts on biodiversity with reference to one or more of the following: <ul style="list-style-type: none"> <li>i. Construction or use of manufacturing plants, mines, and transport infrastructure;</li> <li>ii. Pollution (introduction of substances that do not naturally occur in the habitat from point and non-point sources);</li> <li>iii. Introduction of invasive species, pests, and pathogens;</li> <li>iv. Reduction of species;</li> <li>v. Habitat conversion;</li> <li>vi. Changes in ecological processes outside the natural range of variation (such as salinity or changes in groundwater level).</li> </ul> </li> <li>b. Significant direct and indirect positive and negative impacts with reference to the following: <ul style="list-style-type: none"> <li>i. Species affected;</li> <li>ii. Extent of areas impacted;</li> <li>iii. Duration of impacts;</li> <li>iv. Reversibility or irreversibility of the impacts.</li> </ul> </li> </ul>   | 304-2      | GRI 304: Biodiversity 2016 |
|  | 14.2   | Size and location of all habitat areas protected or restored, and whether the success of the restoration measure was or is approved by independent external professionals.  | 304-3-a    | GRI 304: Biodiversity 2016 |
|  | 14.2   | Whether partnerships exist with third parties to protect or restore habitat areas distinct from where the organization has overseen and implemented restoration or protection measures.   | 304-3-b    | GRI 304: Biodiversity 2016 |
|  |        |   |            |                            |


| SDG  | Target | Available Business Disclosures  | Disclosure | Sources                    |
|--|--------|---|------------|----------------------------|
|  | 14.2   | <p>Total number of IUCN Red List species and national conservation list species with habitats in areas affected by the operations of the organization, by level of extinction risk:</p> <ul style="list-style-type: none"> <li>i. Critically endangered</li> <li>ii. Endangered</li> <li>iii. Vulnerable</li> <li>iv. Near threatened</li> <li>v. Least concern</li> </ul>  | 304-4-a    | GRI 304: Biodiversity 2016 |
|  | 14.3   | <ul style="list-style-type: none"> <li>a. Gross direct (Scope 1) GHG emissions in metric tons of CO<sub>2</sub> equivalent.</li> <li>b. Gases included in the calculation; whether CO<sub>2</sub>, CH<sub>4</sub>, N<sub>2</sub>O, HFCs, PFCs, SF<sub>6</sub>, NF<sub>3</sub>, or all.</li> <li>c. Biogenic CO<sub>2</sub> emissions in metric tons of CO<sub>2</sub> equivalent.</li> <li>d. Base year for the calculation, if applicable, including: <ul style="list-style-type: none"> <li>i. the rationale for choosing it;</li> <li>ii. emissions in the base year;</li> <li>iii. the context for any significant changes in emissions that triggered recalculations of base year emissions.</li> </ul> </li> <li>e. Source of the emission factors and the global warming potential (GWP) rates used, or a reference to the GWP source.</li> <li>f. Consolidation approach for emissions; whether equity share, financial control, or operational control.</li> <li>g. Standards, methodologies, assumptions, and/or calculation tools used.</li> </ul>   | 305-1      | GRI 305: Emissions 2016    |
|  | 14.3   | <ul style="list-style-type: none"> <li>a. Gross location-based energy indirect (Scope 2) GHG emissions in metric tons of CO<sub>2</sub> equivalent.</li> <li>b. If applicable, gross market-based energy indirect (Scope 2) GHG emissions in metric tons of CO<sub>2</sub> equivalent.</li> <li>c. If available, the gases included in the calculation; whether CO<sub>2</sub>, CH<sub>4</sub>, N<sub>2</sub>O, HFCs, PFCs, SF<sub>6</sub>, NF<sub>3</sub>, or all.</li> <li>d. Base year for the calculation, if applicable, including: <ul style="list-style-type: none"> <li>i. the rationale for choosing it;</li> <li>ii. emissions in the base year;</li> <li>iii. the context for any significant changes in emissions that triggered recalculations of base year emissions.</li> </ul> </li> <li>e. Source of the emission factors and the global warming potential (GWP) rates used, or a reference to the GWP source.</li> <li>f. Consolidation approach for emissions; whether equity share, financial control, or operational control.</li> <li>g. Standards, methodologies, assumptions, and/or calculation tools used.</li> </ul> | 305-2      | GRI 305: Emissions 2016    |





| SDG  | Target | Available Business Disclosures  | Disclosure | Sources                 |
|--|--------|---|------------|-------------------------|
|  | 14.3   | a. Gross other indirect (Scope 3) GHG emissions in metric tons of CO <sub>2</sub> equivalent.<br>b. If available, the gases included in the calculation; whether CO <sub>2</sub> , CH <sub>4</sub> , N <sub>2</sub> O, HFCs, PFCs, SF <sub>6</sub> , NF <sub>3</sub> , or all.<br>c. Biogenic CO <sub>2</sub> emissions in metric tons of CO <sub>2</sub> equivalent.<br>d. Other indirect (Scope 3) GHG emissions categories and activities included in the calculation.<br>e. Base year for the calculation, if applicable, including:<br>i. the rationale for choosing it;<br>ii. emissions in the base year;<br>iii. the context for any significant changes in emissions that triggered recalculations of base year emissions.<br>f. Source of the emission factors and the global warming potential (GWP) rates used, or a reference to the GWP source.<br>g. Standards, methodologies, assumptions, and/or calculation tools used. | 305-3      | GRI 305: Emissions 2016 |
|  | 14.3   | GHG emissions intensity ratio for the organization.   | 305-4-a    | GRI 305: Emissions 2016 |
|  | 14.3   | GHG emissions reduced as a direct result of reduction initiatives, in metric tons of CO <sub>2</sub> equivalent.  | 305-5-a    | GRI 305: Emissions 2016 |
|  | 14.3   | a. Significant air emissions, in kilograms or multiples, for each of the following:<br>i. NO <sub>x</sub><br>ii. SO <sub>x</sub><br>iii. Persistent organic pollutants (POP)<br>iv. Volatile organic compounds (VOC)<br>v. Hazardous air pollutants (HAP)<br>vi. Particulate matter (PM)<br>vii. Other standard categories of air emissions identified in relevant regulations<br>b. Source of the emission factors used.<br>c. Standards, methodologies, assumptions, and/or calculation tools used.   | 305-7      | GRI 305: Emissions 2016 |
|  |        |   |            |                         |


| SDG  | Target | Available Business Disclosures   | Disclosure | Sources                    |
|--|--------|--|------------|----------------------------|
|  | 15.1   | <p>For each operational site owned, leased, managed in, or adjacent to, protected areas and areas of high biodiversity value outside protected areas, the following information:</p> <ul style="list-style-type: none"> <li>i. Geographic location;</li> <li>ii. Subsurface and underground land that may be owned, leased, or managed by the organization;</li> <li>iii. Position in relation to the protected area (in the area, adjacent to, or containing portions of the protected area) or the high biodiversity value area outside protected areas;</li> <li>iv. Type of operation (office, manufacturing or production, or extractive);</li> <li>v. Size of operational site in km2 (or another unit, if appropriate);</li> <li>vi. Biodiversity value characterized by the attribute of the protected area or area of high biodiversity value outside the protected area (terrestrial, freshwater, or maritime ecosystem);</li> <li>vii. Biodiversity value characterized by listing of protected status (such as IUCN Protected Area Management Categories, Ramsar Convention, national legislation).</li> </ul> | 304-1-a    | GRI 304: Biodiversity 2016 |
|  | 15.1   | <ul style="list-style-type: none"> <li>a. Nature of significant direct and indirect impacts on biodiversity with reference to one or more of the following: <ul style="list-style-type: none"> <li>i. Construction or use of manufacturing plants, mines, and transport infrastructure;</li> <li>ii. Pollution (introduction of substances that do not naturally occur in the habitat from point and non-point sources);</li> <li>iii. Introduction of invasive species, pests, and pathogens;</li> <li>iv. Reduction of species;</li> <li>v. Habitat conversion;</li> <li>vi. Changes in ecological processes outside the natural range of variation (such as salinity or changes in groundwater level).</li> </ul> </li> <li>b. Significant direct and indirect positive and negative impacts with reference to the following: <ul style="list-style-type: none"> <li>i. Species affected;</li> <li>ii. Extent of areas impacted;</li> <li>iii. Duration of impacts;</li> <li>iv. Reversibility or irreversibility of the impacts.</li> </ul> </li> </ul>  | 304-2      | GRI 304: Biodiversity 2016 |
|  | 15.1   | <ul style="list-style-type: none"> <li>a. Size and location of all habitat areas protected or restored, and whether the success of the restoration measure was or is approved by independent external professionals.</li> <li>b. Whether partnerships exist with third parties to protect or restore habitat areas distinct from where the organization has overseen and implemented restoration or protection measures.</li> <li>c. Status of each area based on its condition at the close of the reporting period.</li> <li>d. Standards, methodologies, and assumptions used.</li> </ul>   | 304-3      | GRI 304: Biodiversity 2016 |


| SDG  | Target | Available Business Disclosures  | Disclosure | Sources                    |
|--|--------|---|------------|----------------------------|
|  | 15.1   | <p>Total number of IUCN Red List species and national conservation list species with habitats in areas affected by the operations of the organization, by level of extinction risk:</p> <ul style="list-style-type: none"> <li>i. Critically endangered</li> <li>ii. Endangered</li> <li>iii. Vulnerable</li> <li>iv. Near threatened</li> <li>v. Least concern</li> </ul>  | 304-4-a    | GRI 304: Biodiversity 2016 |
|  | 15.2   | <ul style="list-style-type: none"> <li>a. Gross direct (Scope 1) GHG emissions in metric tons of CO<sub>2</sub> equivalent.</li> <li>b. Gases included in the calculation; whether CO<sub>2</sub>, CH<sub>4</sub>, N<sub>2</sub>O, HFCs, PFCs, SF<sub>6</sub>, NF<sub>3</sub>, or all.</li> <li>c. Biogenic CO<sub>2</sub> emissions in metric tons of CO<sub>2</sub> equivalent.</li> <li>d. Base year for the calculation, if applicable, including: <ul style="list-style-type: none"> <li>i. the rationale for choosing it;</li> <li>ii. emissions in the base year;</li> <li>iii. the context for any significant changes in emissions that triggered recalculations of base year emissions.</li> </ul> </li> <li>e. Source of the emission factors and the global warming potential (GWP) rates used, or a reference to the GWP source.</li> <li>f. Consolidation approach for emissions; whether equity share, financial control, or operational control.</li> <li>g. Standards, methodologies, assumptions, and/or calculation tools used.</li> </ul>   | 305-1      | GRI 305: Emissions 2016    |
|  | 15.2   | <ul style="list-style-type: none"> <li>a. Gross location-based energy indirect (Scope 2) GHG emissions in metric tons of CO<sub>2</sub> equivalent.</li> <li>b. If applicable, gross market-based energy indirect (Scope 2) GHG emissions in metric tons of CO<sub>2</sub> equivalent.</li> <li>c. If available, the gases included in the calculation; whether CO<sub>2</sub>, CH<sub>4</sub>, N<sub>2</sub>O, HFCs, PFCs, SF<sub>6</sub>, NF<sub>3</sub>, or all.</li> <li>d. Base year for the calculation, if applicable, including: <ul style="list-style-type: none"> <li>i. the rationale for choosing it;</li> <li>ii. emissions in the base year;</li> <li>iii. the context for any significant changes in emissions that triggered recalculations of base year emissions.</li> </ul> </li> <li>e. Source of the emission factors and the global warming potential (GWP) rates used, or a reference to the GWP source.</li> <li>f. Consolidation approach for emissions; whether equity share, financial control, or operational control.</li> <li>g. Standards, methodologies, assumptions, and/or calculation tools used.</li> </ul> | 305-2      | GRI 305: Emissions 2016    |

| SDG  | Target | Available Business Disclosures  | Disclosure | Sources                 |
|--|--------|---|------------|-------------------------|
|  | 15.2   | a. Gross other indirect (Scope 3) GHG emissions in metric tons of CO <sub>2</sub> equivalent.<br>b. If available, the gases included in the calculation; whether CO <sub>2</sub> , CH <sub>4</sub> , N <sub>2</sub> O, HFCs, PFCs, SF <sub>6</sub> , NF <sub>3</sub> , or all.<br>c. Biogenic CO <sub>2</sub> emissions in metric tons of CO <sub>2</sub> equivalent.<br>d. Other indirect (Scope 3) GHG emissions categories and activities included in the calculation.<br>e. Base year for the calculation, if applicable, including:<br>i. the rationale for choosing it;<br>ii. emissions in the base year;<br>iii. the context for any significant changes in emissions that triggered recalculations of base year emissions.<br>f. Source of the emission factors and the global warming potential (GWP) rates used, or a reference to the GWP source.<br>g. Standards, methodologies, assumptions, and/or calculation tools used. | 305-3      | GRI 305: Emissions 2016 |
|  | 15.2   | GHG emissions intensity ratio for the organization  | 305-4-a    | GRI 305: Emissions 2016 |
|  | 15.2   | GHG emissions reduced as a direct result of reduction initiatives, in metric tons of CO <sub>2</sub> equivalent.  | 305-5-a    | GRI 305: Emissions 2016 |
|  | 15.2   | a. Significant air emissions, in kilograms or multiples, for each of the following:<br>i. NO <sub>x</sub><br>ii. SO <sub>x</sub><br>iii. Persistent organic pollutants (POP)<br>iv. Volatile organic compounds (VOC)<br>v. Hazardous air pollutants (HAP)<br>vi. Particulate matter (PM)<br>vii. Other standard categories of air emissions identified in relevant regulations<br>b. Source of the emission factors used.<br>c. Standards, methodologies, assumptions, and/or calculation tools used.   | 305-7      | GRI 305: Emissions 2016 |
|  |        |   |            |                         |


| SDG  | Target | Available Business Disclosures   | Disclosure | Sources                    |
|--|--------|--|------------|----------------------------|
|  | 15.5   | a. For each operational site owned, leased, managed in, or adjacent to, protected areas and areas of high biodiversity value outside protected areas, the following information: <ol style="list-style-type: none"> <li>Geographic location;</li> <li>Subsurface and underground land that may be owned, leased, or managed by the organization;</li> <li>Position in relation to the protected area (in the area, adjacent to, or containing portions of the protected area) or the high biodiversity value area outside protected areas;</li> <li>Type of operation (office, manufacturing or production, or extractive);</li> <li>Size of operational site in km2 (or another unit, if appropriate);</li> <li>Biodiversity value characterized by the attribute of the protected area or area of high biodiversity value outside the protected area (terrestrial, freshwater, or maritime ecosystem);</li> <li>Biodiversity value characterized by listing of protected status (such as IUCN Protected Area Management Categories, Ramsar Convention, national legislation).</li> </ol> | 304-1-a    | GRI 304: Biodiversity 2016 |
|  | 15.5   | a. Nature of significant direct and indirect impacts on biodiversity with reference to one or more of the following: <ol style="list-style-type: none"> <li>Construction or use of manufacturing plants, mines, and transport infrastructure;</li> <li>Pollution (introduction of substances that do not naturally occur in the habitat from point and non-point sources);</li> <li>Introduction of invasive species, pests, and pathogens;</li> <li>Reduction of species;</li> <li>Habitat conversion;</li> <li>Changes in ecological processes outside the natural range of variation (such as salinity or changes in groundwater level).</li> </ol> b. Significant direct and indirect positive and negative impacts with reference to the following: <ol style="list-style-type: none"> <li>Species affected;</li> <li>Extent of areas impacted;</li> <li>Duration of impacts;</li> <li>Reversibility or irreversibility of the impacts.</li> </ol>  | 304-2      | GRI 304: Biodiversity 2016 |
|  | 15.5   | a. Size and location of all habitat areas protected or restored, and whether the success of the restoration measure was or is approved by independent external professionals.<br>b. Whether partnerships exist with third parties to protect or restore habitat areas distinct from where the organization has overseen and implemented restoration or protection measures.<br>c. Status of each area based on its condition at the close of the reporting period.<br>d. Standards, methodologies, and assumptions used.   | 304-3      | GRI 304: Biodiversity 2016 |

| SDG   | Target | Available Business Disclosures  | Disclosure | Sources                    |
|---|--------|---|------------|----------------------------|
| <b>15</b> LIFE ON LAND<br> | 15.5   | Total number of IUCN Red List species and national conservation list species with habitats in areas affected by the operations of the organization, by level of extinction risk: <ul style="list-style-type: none"> <li>i. Critically endangered</li> <li>ii. Endangered</li> <li>iii. Vulnerable</li> <li>iv. Near threatened</li> <li>v. Least concern</li> </ul> | 304-4-a    | GRI 304: Biodiversity 2016 |
|   |        |   |            |                            |


| SDG  | Target | Available Business Disclosures   | Disclosure | Sources                                      |
|--|--------|--|------------|--|
|  | 16.1   | <p>Report the information for all employees about:</p> <ul style="list-style-type: none"> <li>i. The number and rate of fatalities as a result of work-related injury;</li> <li>ii. The number and rate of high-consequence work-related injuries (excluding fatalities);</li> <li>iii. The number and rate of recordable work-related injuries;</li> <li>iv. The main types of work-related injury;</li> <li>v. The number of hours worked.</li> </ul> <p>Whether and, if so, why any workers have been excluded from this disclosure, including the types of worker excluded.</p> <p>Any contextual information necessary to understand how the data have been compiled, such as any standards, methodologies, and assumptions used.</p>   | 403-9-a    | GRI 403: Occupational Health and Safety 2018 |
|  | 16.1   | <p>Report the information for all workers who are not employees but whose work and/or workplace is controlled by the organization:</p> <ul style="list-style-type: none"> <li>i. The number and rate of fatalities as a result of work-related injury;</li> <li>ii. The number and rate of high-consequence work-related injuries (excluding fatalities);</li> <li>iii. The number and rate of recordable work-related injuries;</li> <li>iv. The main types of work-related injury;</li> <li>v. The number of hours worked.</li> </ul> <p>Whether and, if so, why any workers have been excluded from this disclosure, including the types of worker excluded.</p> <p>Any contextual information necessary to understand how the data have been compiled, such as any standards, methodologies, and assumptions used.</p> | 403-9-b    | GRI 403: Occupational Health and Safety 2018 |
|  | 16.1   | <p>The work-related hazards that pose a risk of high-consequence injury, including:</p> <ul style="list-style-type: none"> <li>i. how these hazards have been determined;</li> <li>ii. which of these hazards have caused or contributed to high-consequence injuries during the reporting period;</li> <li>iii. actions taken or underway to eliminate these hazards and minimize risks using the hierarchy of controls.</li> </ul> <p>Any actions taken or underway to eliminate other work-related hazards and minimize risks using the hierarchy of controls.</p>  | 403-9-c    | GRI 403: Occupational Health and Safety 2018 |


| SDG   | Target | Available Business Disclosures  | Disclosure | Sources                                      |
|---|--------|---|------------|--|
| <b>16</b> PEACE, JUSTICE<br>AND STRONG<br>INSTITUTIONS<br> | 16.1   | a. For all employees: <ul style="list-style-type: none"> <li>i. The number of fatalities as a result of work-related ill health;</li> <li>ii. The number of cases of recordable work-related ill health;</li> <li>iii. The main types of work-related ill health.</li> </ul> b. For all workers who are not employees but whose work and/or workplace is controlled by the organization: <ul style="list-style-type: none"> <li>i. The number of fatalities as a result of work-related ill health;</li> <li>ii. The number of cases of recordable work-related ill health;</li> <li>iii. The main types of work-related ill health.</li> </ul> c. The work-related hazards that pose a risk of ill health, including: <ul style="list-style-type: none"> <li>i. how these hazards have been determined;</li> <li>ii. which of these hazards have caused or contributed to cases of ill health during the reporting period;</li> <li>iii. actions taken or underway to eliminate these hazards and minimize risks using the hierarchy of controls.</li> </ul> d. Whether and, if so, why any workers have been excluded from this disclosure, including the types of worker excluded. | 403-10     | GRI 403: Occupational Health and Safety 2018 |
|   | 16.1   | a. Percentage of security personnel who have received formal training in the organization's human rights policies or specific procedures and their application to security.<br>b. Whether training requirements also apply to third-party organizations providing security personnel.   | 410-1      | GRI 410: Security Practices 2016             |
|   | 16.1   | Percentage of new suppliers that were screened using social criteria  | 414-1-a    | GRI 414: Supplier Social Assessment 2016     |
|   | 16.1   | a. Number of suppliers assessed for social impacts.<br>b. Number of suppliers identified as having significant actual and potential negative social impacts.<br>c. Significant actual and potential negative social impacts identified in the supply chain.<br>d. Percentage of suppliers identified as having significant actual and potential negative social impacts with which improvements were agreed upon as a result of assessment.<br>e. Percentage of suppliers identified as having significant actual and potential negative social impacts with which relationships were terminated as a result of assessment, and why.  | 414-2      | GRI 414: Supplier Social Assessment 2016     |





| SDG  | Target | Available Business Disclosures   | Disclosure | Sources                                  |
|--|--------|--|------------|--|
|  | 16.2   | a. Operations and suppliers considered to have significant risk for incidents of: <ul style="list-style-type: none"> <li>i. child labor;</li> <li>ii. young workers exposed to hazardous work.</li> </ul> b. Operations and suppliers considered to have significant risk for incidents of child labor either in terms of: <ul style="list-style-type: none"> <li>i. type of operation (such as manufacturing plant) and supplier;</li> <li>ii. countries or geographic areas with operations and suppliers considered at risk.</li> </ul> c. Measures taken by the organization in the reporting period intended to contribute to the effective abolition of child labor. | 408-1      | GRI 408: Child Labor 2016                |
|  | 16.3   | A description of the organization's values, principles, standards, and norms of behavior.  | 102-16-a   | GRI 102: General Disclosures 2016        |
|  | 16.3   | A description of internal and external mechanisms for: <ul style="list-style-type: none"> <li>i. Seeking advice about ethical and lawful behavior, and organizational integrity;</li> <li>ii. Reporting concerns about unethical or unlawful behavior, and organizational integrity</li> </ul>   | 102-17-a   | GRI 102: General Disclosures 2016        |
|  | 16.3   | a. Number of legal actions pending or completed during the reporting period regarding anti-competitive behavior and violations of anti-trust and monopoly legislation in which the organization has been identified as a participant.<br>b. Main outcomes of completed legal actions, including any decisions or judgments.  | 206-1      | GRI 206: Anti-competitive Behavior 2016  |
|  | 16.3   | Significant fines and non-monetary sanctions for non-compliance with environmental laws and/or regulations in terms of: <ul style="list-style-type: none"> <li>i. Total monetary value of significant fines;</li> <li>ii. Total number of non-monetary sanctions;</li> <li>iii. Cases brought through dispute resolution mechanisms.</li> </ul>  | 307-1-a    | GRI 307: Environmental Compliance 2016   |
|  | 16.3   | a. Total number of incidents of non-compliance with regulations and/or voluntary codes concerning the health and safety impacts of products and services within the reporting period, by: <ul style="list-style-type: none"> <li>i. incidents of non-compliance with regulations resulting in a fine or penalty;</li> <li>ii. incidents of non-compliance with regulations resulting in a warning;</li> <li>iii. incidents of non-compliance with voluntary codes.</li> </ul> b. If the organization has not identified any non-compliance with regulations and/or voluntary codes, a brief statement of this fact is sufficient.  | 416-2      | GRI 416: Customer Health and Safety 2016 |


| SDG   | Target | Available Business Disclosures   | Disclosure | Sources                                |
|---|--------|--|------------|--|
| <b>16</b> PEACE, JUSTICE<br>AND STRONG<br>INSTITUTIONS<br> | 16.3   | a. Total number of incidents of non-compliance with regulations and/or voluntary codes concerning product and service information and labeling, by: <ul style="list-style-type: none"> <li>i. incidents of non-compliance with regulations resulting in a fine or penalty;</li> <li>ii. incidents of non-compliance with regulations resulting in a warning;</li> <li>iii. incidents of non-compliance with voluntary codes.</li> </ul> b. If the organization has not identified any non-compliance with regulations and/or voluntary codes, a brief statement of this fact is sufficient.                                | 417-2      | GRI 417: Marketing and Labeling 2016   |
|   | 16.3   | a. Total number of incidents of non-compliance with regulations and/or voluntary codes concerning marketing communications, including advertising, promotion, and sponsorship, by: <ul style="list-style-type: none"> <li>i. incidents of non-compliance with regulations resulting in a fine or penalty;</li> <li>ii. incidents of non-compliance with regulations resulting in a warning;</li> <li>iii. incidents of non-compliance with voluntary codes.</li> </ul> b. If the organization has not identified any non-compliance with regulations and/or voluntary codes, a brief statement of this fact is sufficient. | 417-3      | GRI 417: Marketing and Labeling 2016   |
|   | 16.3   | a. Total number of substantiated complaints received concerning breaches of customer privacy, categorized by: <ul style="list-style-type: none"> <li>i. complaints received from outside parties and substantiated by the organization;</li> <li>ii. complaints from regulatory bodies.</li> </ul> b. Total number of identified leaks, thefts, or losses of customer data.<br>c. If the organization has not identified any substantiated complaints, a brief statement of this fact is sufficient.   | 418-1      | GRI 418: Customer Privacy 2016         |
|   | 16.3   | Significant fines and non-monetary sanctions for non-compliance with laws and/or regulations in the social and economic area in terms of: <ul style="list-style-type: none"> <li>i. Total monetary value of significant fines;</li> <li>ii. Total number of non-monetary sanctions;</li> <li>iii. Cases brought through dispute resolution mechanism</li> </ul>  | 419-1-a    | GRI 419: Socioeconomic Compliance 2016 |
|   | 16.5   | a. Total number and percentage of operations assessed for risks related to corruption.<br>b. Significant risks related to corruption identified through the risk assessment.   | 205-1      | GRI 205: Anti-corruption 2016          |


| SDG  | Target | Available Business Disclosures  | Disclosure | Sources                           |
|--|--------|---|------------|-----------------------------------|
|  | 16.5   | <ul style="list-style-type: none"> <li>a. Total number and percentage of governance body members that the organization's anti-corruption policies and procedures have been communicated to, broken down by region.</li> <li>b. Total number and percentage of employees that the organization's anti-corruption policies and procedures have been communicated to, broken down by employee category and region.</li> <li>c. Total number and percentage of business partners that the organization's anti-corruption policies and procedures have been communicated to, broken down by type of business partner and region. Describe if the organization's anti-corruption policies and procedures have been communicated to any other persons or organizations.</li> <li>d. Total number and percentage of governance body members that have received training on anti-corruption, broken down by region.</li> <li>e. Total number and percentage of employees that have received training on anti-corruption, broken down by employee category and region.</li> </ul> | 205-2      | GRI 205: Anti-corruption 2016     |
|  | 16.5   | <ul style="list-style-type: none"> <li>a. Total number and nature of confirmed incidents of corruption. b. Total number of confirmed incidents in which employees were dismissed or disciplined for corruption. c. Total number of confirmed incidents when contracts with business partners were terminated or not renewed due to violations related to corruption.</li> <li>d. Public legal cases regarding corruption brought against the organization or its employees during the reporting period and the outcomes of such cases.</li> </ul>   | 205-3      | GRI 205: Anti-corruption 2016     |
|  | 16.5   | Total monetary value of financial and in-kind political contributions made directly and indirectly by the organization by country and recipient/beneficiary.  | 415-1-a    | GRI 415: Public Policy 2016       |
|  | 16.6   | <ul style="list-style-type: none"> <li>a. Whether the chair of the highest governance body is also an executive officer in the organization.</li> <li>b. If the chair is also an executive officer, describe his or her function within the organization's management and the reasons for this arrangement.</li> </ul>  | 102-23     | GRI 102: General Disclosures 2016 |
|  | 16.6   | <ul style="list-style-type: none"> <li>a. Processes for the highest governance body to ensure conflicts of interest are avoided and managed.</li> <li>b. Whether conflicts of interest are disclosed to stakeholders, including, as a minimum:               <ul style="list-style-type: none"> <li>i. Cross-board membership;</li> <li>ii. Cross-shareholding with suppliers and other stakeholders;</li> <li>iii. Existence of controlling shareholder;</li> <li>iv. Related party disclosures.</li> </ul> </li> </ul>  | 102-25     | GRI 102: General Disclosures 2016 |
|  |        |   |            |                                   |

| SDG   | Target | Available Business Disclosures  | Disclosure | Sources                           |
|---|--------|---|------------|-----------------------------------|
| <b>16</b> PEACE, JUSTICE<br>AND STRONG<br>INSTITUTIONS<br> | 16.7   | a. Processes for consultation between stakeholders and the highest governance body on economic, environmental, and social topics.<br>b. If consultation is delegated, describe to whom it is delegated and how the resulting feedback is provided to the highest governance body.   | 102-21     | GRI 102: General Disclosures 2016 |
|   | 16.7   | Composition of the highest governance body and its committees by: <ul style="list-style-type: none"> <li>i. Executive or non-executive;</li> <li>ii. Independence;</li> <li>iii. Tenure on the governance body;</li> <li>iv. Number of each individual's other significant positions and commitments, and the nature of the commitments;</li> <li>v. Gender;</li> <li>vi. Membership of under-represented social groups;</li> <li>vii. Competencies relating to economic, environmental, and social topics;</li> <li>viii. Stakeholder representation.</li> </ul> | 102-22-a   | GRI 102: General Disclosures 2016 |
|   | 16.7   | a. Nomination and selection processes for the highest governance body and its committees.<br>b. Criteria used for nominating and selecting highest governance body members, including whether and how: <ul style="list-style-type: none"> <li>i. stakeholders (including shareholders) are involved;</li> <li>ii. diversity is considered;</li> <li>iii. independence is considered;</li> <li>iv. expertise and experience relating to economic, environmental, and social topics are considered.</li> </ul>  | 102-24     | GRI 102: General Disclosures 2016 |
|   | 16.7   | a. Highest governance body's role in identifying and managing economic, environmental, and social topics and their impacts, risks, and opportunities – including its role in the implementation of due diligence processes.<br>b. Whether stakeholder consultation is used to support the highest governance body's identification and management of economic, environmental, and social topics and their impacts, risks, and opportunities.  | 102-29     | GRI 102: General Disclosures 2016 |
|   | 16.7   | a. How stakeholders' views are sought and taken into account regarding remuneration.<br>b. If applicable, the results of votes on remuneration policies and proposals.  | 102-37     | GRI 102: General Disclosures 2016 |

| SDG   | Target | Available Business Disclosures   | Disclosure | Sources                                      |
|---|--------|--|------------|--|
| <b>16</b> PEACE, JUSTICE<br>AND STRONG<br>INSTITUTIONS<br> | 16.7   | A description of the processes for worker participation and consultation in the development, implementation, and evaluation of the occupational health and safety management system, and for providing access to and communicating relevant information on occupational health and safety to workers.  | 403-4-a    | GRI 403: Occupational Health and Safety 2018 |
|   | 16.7   | Where formal joint management–worker health and safety committees exist, a description of their responsibilities, meeting frequency, decision-making authority, and whether and, if so, why any workers are not represented by these committees.   | 403-4-b    | GRI 403: Occupational Health and Safety 2018 |
|   | 16.10  | a. Total number of substantiated complaints received concerning breaches of customer privacy, categorized by: <ul style="list-style-type: none"> <li>i. complaints received from outside parties and substantiated by the organization;</li> <li>ii. complaints from regulatory bodies.</li> </ul> b. Total number of identified leaks, thefts, or losses of customer data.<br>c. If the organization has not identified any substantiated complaints, a brief statement of this fact is sufficient. | 418-1      | GRI 418: Customer Privacy 2016               |

| SDG  | Target | Available Business Disclosures   | Disclosure | Sources           |
|--|--------|--|------------|-------------------|
| <b>17</b> PARTNERSHIPS<br>FOR THE GOALS<br> | 17.1   | a. A description of the approach to tax, including: <ul style="list-style-type: none"> <li>i. whether the organization has a tax strategy and, if so, a link to this strategy if publicly available;</li> <li>ii. the governance body or executive-level position within the organization that formally reviews and approves the tax strategy, and the frequency of this review;</li> <li>iii. the approach to regulatory compliance;</li> <li>iv. how the approach to tax is linked to the business and sustainable development strategies of the organization.</li> </ul>  | 207-1      | GRI 207: Tax 2019 |
|  | 17.1   | a. A description of the tax governance and control framework, including: <ul style="list-style-type: none"> <li>i. the governance body or executive-level position within the organization accountable for compliance with the tax strategy;</li> <li>ii. how the approach to tax is embedded within the organization;</li> <li>iii. the approach to tax risks, including how risks are identified, managed, and monitored;</li> <li>iv. how compliance with the tax governance and control framework is evaluated.</li> </ul> b. A description of the mechanisms for reporting concerns about unethical or unlawful behavior and the organization's integrity in relation to tax. | 207-2      | GRI 207: Tax 2019 |
|  | 17.1   | a. A description of the approach to stakeholder engagement and management of stakeholder concerns related to tax, including: <ul style="list-style-type: none"> <li>i. the approach to engagement with tax authorities;</li> <li>ii. the approach to public policy advocacy on tax;</li> <li>iii. the processes for collecting and considering the views and concerns of stakeholders, including external stakeholders.</li> </ul>   | 207-3      | GRI 207: Tax 2019 |

| SDG  | Target | Available Business Disclosures   | Disclosure | Sources           |
|--|--------|--|------------|-------------------|
| <b>17</b> PARTNERSHIPS<br>FOR THE GOALS<br> | 17.1   | a. All tax jurisdictions where the entities included in the organization's audited consolidated financial statements, or in the financial information filed on public record, are resident for tax purposes.<br>b. For each tax jurisdiction reported in Disclosure 207-4-a:<br>i. Names of the resident entities;<br>ii. Primary activities of the organization;<br>iii. Number of employees, and the basis of calculation of this number;<br>iv. Revenues from third-party sales;<br>v. Revenues from intra-group transactions with other tax jurisdictions;<br>vi. Profit/loss before tax;<br>vii. Tangible assets other than cash and cash equivalents;<br>viii. Corporate income tax paid on a cash basis;<br>ix. Corporate income tax accrued on profit/loss;<br>x. Reasons for the difference between corporate income tax accrued on profit/loss and the tax due if the statutory tax rate is applied to profit/loss before tax.<br>c. The time period covered by the information reported in Disclosure 207-4 | 207-4      | GRI 207: Tax 2019 |
|  | 17.3   | a. A description of the approach to tax, including:<br>i. whether the organization has a tax strategy and, if so, a link to this strategy if publicly available;<br>ii. the governance body or executive-level position within the organization that formally reviews and approves the tax strategy, and the frequency of this review;<br>iii. the approach to regulatory compliance;<br>iv. how the approach to tax is linked to the business and sustainable development strategies of the organization.   | 207-1      | GRI 207: Tax 2019 |

| SDG  | Target | Available Business Disclosures  | Disclosure | Sources           |
|--|--------|---|------------|-------------------|
| <b>17</b> PARTNERSHIPS<br>FOR THE GOALS<br> | 17.3   | a. A description of the tax governance and control framework, including: <ul style="list-style-type: none"> <li>i. the governance body or executive-level position within the organization accountable for compliance with the tax strategy;</li> <li>ii. how the approach to tax is embedded within the organization;</li> <li>iii. the approach to tax risks, including how risks are identified, managed, and monitored;</li> <li>iv. how compliance with the tax governance and control framework is evaluated.</li> </ul> b. A description of the mechanisms for reporting concerns about unethical or unlawful behavior and the organization's integrity in relation to tax.           c. A description of the assurance process for disclosures on tax and, if applicable, a reference to the assurance report, statement, or opinion.   | 207-2      | GRI 207: Tax 2019 |
|  | 17.3   | a. A description of the approach to stakeholder engagement and management of stakeholder concerns related to tax, including: <ul style="list-style-type: none"> <li>i. the approach to engagement with tax authorities;</li> <li>ii. the approach to public policy advocacy on tax;</li> <li>iii. the processes for collecting and considering the views and concerns of stakeholders, including external stakeholders.</li> </ul>  | 207-3      | GRI 207: Tax 2019 |
|  | 17.3   | a. All tax jurisdictions where the entities included in the organization's audited consolidated financial statements, or in the financial information filed on public record, are resident for tax purposes.           b. For each tax jurisdiction reported in Disclosure 207-4-a: <ul style="list-style-type: none"> <li>i. Names of the resident entities;</li> <li>ii. Primary activities of the organization;</li> <li>iii. Number of employees, and the basis of calculation of this number;</li> <li>iv. Revenues from third-party sales;</li> <li>v. Revenues from intra-group transactions with other tax jurisdictions;</li> <li>vi. Profit/loss before tax;</li> <li>vii. Tangible assets other than cash and cash equivalents;</li> <li>viii. Corporate income tax paid on a cash basis;</li> <li>ix. Corporate income tax accrued on profit/loss;</li> <li>x. Reasons for the difference between corporate income tax accrued on profit/loss and the tax due if the statutory tax rate is applied to profit/loss before tax.</li> </ul> c. The time period covered by the information reported in Disclosure 207-4 | 207-4      | GRI 207: Tax 2019 |



# Annex

This annex includes superseded GRI Standards that have been updated, and the G4 Sector Disclosures. The G4 Sector Disclosures were GRI's previous sector-specific reporting guidance, developed to be used together with the GRI G4 Guidelines. The G4 Guidelines have been superseded by the GRI Standards. The G4 Sector Disclosures were not updated when transitioning to the GRI Standards. Instead, as part of its Sector Program GRI is developing Sector Standards that will provide more up-to-date, authoritative guidance for sector-specific sustainability reporting. The G4 Sector Disclosures are available from [standards@globalreporting.org](mailto:standards@globalreporting.org). For more information visit: <https://www.globalreporting.org/standards/sector-program/>



This Annex will be updated annually to reflect changes and updates in to the GRI Standards.



## Legend for G4 Sector Disclosures


AO: Airport Operators; CRE: Construction and Real Estate; EU: Electric Utilities; EO: Event Organizers; FS: Financial Services; FP: Food Processing; M: Media; MM: Mining and Metals; and OG: Oil and Gas.


## Legend for superseded GRI Standards or disclosures


| Topic                          | Superseded Standard or disclosures  | Updated Standard   |
|--------------------------------|---|--|
| Water and Effluents            | GRI 303: Water 2016, effective until 31 December 2020<br><br>Disclosures 306-1 and 306-5 in GRI 306: Effluents and Waste 2016, effective until 31 December 2020 | GRI 303: Water and Effluents 2018, effective from 1 January 2021 |
| Waste                          | Disclosures 306-2 and 306-4 in GRI 306: Effluents and Waste 2016, effective until 31 December 2021  | GRI 306: Waste 2020, effective from 1 January 2022               |
| Occupational Health and Safety | GRI 403: Occupational Health and Safety 2016, effective until 31 December 2020  | GRI 403: Occupational Health and Safety 2018 from 1 January 2021 |


| SDG  | Target | Available Business Disclosures  | Disclosure  | Source                     |
|--|--------|---|-------------|----------------------------|
| <br> | 1.4    | Percentage of the portfolio for business lines by specific region, size (e.g. micro/sme/large) and by sector  | FS6         | G4 Sector Disclosures 2008 |
|  | 1.4    | Monetary value of products and services designed to deliver a specific social benefit for each business line broken down by purpose   | FS7         | G4 Sector Disclosures 2008 |
|  | 1.4    | Access points in low-populated or economically disadvantaged areas by type  | FS13        | G4 Sector Disclosures 2008 |
|  | 1.4    | Initiatives to improve access to financial services for disadvantaged people  | FS14        | G4 Sector Disclosures 2008 |
|  | 1.4    | Initiatives to enhance financial literacy by type of beneficiary  | Former FS16 | G4 Sector Disclosures 2008 |
|  | 1.4    | Total number of operations taking place in or adjacent to indigenous peoples' territories, and number and percentage of operations or sites where there are formal agreements with indigenous peoples' communities      | MM5         | G4 Sector Disclosures 2010 |
|  | 1.4    | Number and description of significant disputes relating to land use, customary rights of local communities and indigenous peoples   | MM6         | G4 Sector Disclosures 2010 |
|  | 1.4    | The extent to which grievance mechanisms were used to resolve disputes relating to land use, customary rights of local communities and indigenous peoples, and the outcomes   | MM7         | G4 Sector Disclosures 2010 |
|  | 1.4    | Number (and percentage) of company operating sites where artisanal and small-scale mining (asm) takes place on, or adjacent to, the site; the associated risks and the actions taken to manage and mitigate these risks | MM8         | G4 Sector Disclosures 2010 |
|  | 1.4    | Operations where indigenous communities are present or affected by activities and where specific engagement strategies are in place   | OG9         | G4 Sector Disclosures 2012 |
|  | 1.4    | Number and description of significant disputes with local communities and indigenous peoples  | OG10        | G4 Sector Disclosures 2012 |
|  | 1.4    | Number of sites that have been decommissioned and sites that are in the process of being decommissioned   | OG11        | G4 Sector Disclosures 2012 |
|  | 1.4    | Volume of biofuels produced and purchased meeting sustainability criteria   | OG14        | G4 Sector Disclosures 2012 |
|  | 1.4    | Percentage of population unserved in licensed distribution or service areas   | EU26        | G4 Sector Disclosures 2009 |


| SDG  | Target | Available Business Disclosures   | Disclosure  | Source                     |
|--|--------|--|-------------|----------------------------|
| <br> | 1.4    | Number of residential disconnections for non-payment, broken down by duration of disconnection and by regulatory regime  | EU27        | G4 Sector Disclosures 2009 |
|  | 1.4    | Power outage frequency   | EU28        | G4 Sector Disclosures 2009 |
|  | 1.4    | Average power outage duration  | EU29        | G4 Sector Disclosures 2009 |
|  | 1.4    | Average plant availability factor by energy source and by regulatory regime  | EU30        | G4 Sector Disclosures 2009 |
|  | 1.4    | Programs, including those in partnership with government, to improve or maintain access to electricity and customer support services   | Former EU23 | G4 Sector Disclosures 2010 |
|  | 1.4    | Practices to address language, cultural, low literacy and disability related barriers to access and safely use electricity and customer support services   | Former EU24 | G4 Sector Disclosures 2010 |
|  | 1.4    | Number of persons physically or economically displaced, either voluntarily or involuntarily, by the airport operator or on its behalf by a governmental or other entity, and compensation provided | AO8         | G4 Sector Disclosures 2011 |
|  | 1.4    | Number of persons voluntarily and involuntarily displaced and/or resettled by development, broken down by project  | CRE7        | G4 Sector Disclosure 2011  |
|  | 1.4    | Number of people physically or economically displaced and compensation, broken down by type of project   | EU22        | G4 Sector Disclosure 2009  |
|  | 1.4    | Stakeholder participation in decision making processes related to energy planning and infrastructure development   | former EU19 | G4 Sector Disclosure 2010  |
|  | 1.4    | Approach to managing the impacts of displacement   | Former EU20 | G4 Sector Disclosure 2010  |
|  | 1.4    | Sites where resettlements took place, the number of households resettled in each, and how their livelihoods were affected in the process   | MM9         | G4 Sector Disclosure 2010  |
|  | 1.4    | Operations where involuntary resettlement took place, the number of households resettled in each and how their livelihoods were affected in the process  | OG12        | G4 Sector Disclosure 2012  |
|  | 1.5    | Contingency planning measures, disaster/emergency management plan and training programs, and recovery/restoration plans  | Former EU21 | G4 Sector Disclosure 2010  |

| SDG   | Target | Available Business Disclosures   | Disclosure | Source                    |
|---|--------|--|------------|---------------------------|
| <b>2</b> ZERO HUNGER<br> | 2.1    | Percentage of production volume manufactured in sites certified by an independent third party according to internationally recognized food safety management system standards  | FP5        | G4 Sector Disclosure 2008 |
|   | 2.1    | Policies and practices on antibiotic, anti-inflammatory, hormone, and/or growth promotion treatments, by species and breed type  | FP12       | G4 Sector Disclosure 2010 |
|   | 2.1    | Policies and practices on communication to consumers about ingredients and nutritional information beyond legal requirements   | Former FP8 | G4 Sector Disclosure 2010 |
|   | 2.2    | Nature, scope and effectiveness of any programs and practices (in-kind contributions, volunteer initiatives, knowledge transfer, partnerships and product development) that promote access to healthy lifestyles; the prevention of chronic disease; access to healthy, nutritious and affordable food; and improved welfare for communities in need | Former FP4 | G4 Sector Disclosure 2010 |
|   | 2.2    | Percentage of total sales volume of consumer products, by product category, that are lowered in saturated fat, trans fats, sodium and added sugars   | FP6        | G4 Sector Disclosure 2010 |
|   | 2.2    | Percentage of total sales volume of consumer products, by product category, that contain increased nutritious ingredients like fiber, vitamins, minerals, phytochemicals or functional food additives  | FP7        | G4 Sector Disclosure 2010 |
|   | 2.3    | Total number of operations taking place in or adjacent to indigenous peoples' territories, and number and percentage of operations or sites where there are formal agreements with indigenous peoples' communities   | MM5        | G4 Sector Disclosure 2010 |
|   | 2.3    | Number and description of significant disputes relating to land use, customary rights of local communities and indigenous peoples  | MM6        | G4 Sector Disclosure 2010 |
|   | 2.3    | The extent to which grievance mechanisms were used to resolve disputes relating to land use, customary rights of local communities and indigenous peoples, and the outcomes  | MM7        | G4 Sector Disclosure 2010 |
|   | 2.3    | Number (and percentage) of company operating sites where artisanal and small-scale mining (asm) takes place on, or adjacent to, the site; the associated risks and the actions taken to manage and mitigate these risks  | MM8        | G4 Sector Disclosure 2010 |
|   | 2.3    | Operations where indigenous communities are present or affected by activities and where specific engagement strategies are in place  | OG9        | G4 Sector Disclosure 2012 |
|   | 2.3    | Number and description of significant disputes with local communities and indigenous peoples   | OG10       | G4 Sector Disclosure 2012 |


| SDG   | Target | Available Business Disclosures   | Disclosure  | Source                    |
|---|--------|--|-------------|---------------------------|
| <b>2</b> ZERO HUNGER<br> | 2.3    | Number of sites that have been decommissioned and sites that are in the process of being decommissioned  | OG11        | G4 Sector Disclosure 2010 |
|   | 2.3    | Number of people physically or economically displaced and compensation, broken down by type of project   | EU22        | G4 Sector Disclosure 2009 |
|   | 2.3    | Number of persons physically or economically displaced, either voluntarily or involuntarily, by the airport operator or on its behalf by a governmental or other entity, and compensation provided | AO8         | G4 Sector Disclosure 2011 |
|   | 2.3    | Number of persons voluntarily and involuntarily displaced and/or resettled by development, broken down by project  | CRE7        | G4 Sector Disclosure 2011 |
|   | 2.3    | Operations where involuntary resettlement took place, the number of households resettled in each and how their livelihoods were affected in the process  | OG12        | G4 Sector Disclosure 2010 |
|   | 2.3    | Stakeholder participation in decision making processes related to energy planning and infrastructure development   | former EU19 | G4 Sector Disclosure 2009 |
|   | 2.3    | Approach to managing the impacts of displacement   | Former EU20 | G4 Sector Disclosure 2009 |
|   | 2.3    | Sites where resettlements took place, the number of households resettled in each, and how their livelihoods were affected in the process   | MM9         | G4 Sector Disclosure 2010 |
|   | 2.3    | Volume of biofuels produced and purchased meeting sustainability criteria  | OG14        | G4 Sector Disclosure 2012 |
|   | 2.4    | Percentage of purchased volume which is verified as being in accordance with credible, internationally recognized responsible production standards, broken down by standard                        | FP2         | G4 Sector Disclosure 2010 |
|   | 2.4    | Volume of biofuels produced and purchased meeting sustainability criteria  | OG14        | G4 Sector Disclosure 2012 |
|   | 2.5    | Percentage and total of animals raised and/or processed, by species and breed type   | FP9         | G4 Sector Disclosure 2010 |


| SDG  | Target | Available Business Disclosures   | Disclosure | Source                                       |
|--|--------|--|------------|--|
| <b>3</b> GOOD HEALTH AND WELL-BEING<br> | 3.2    | Nature, scope and effectiveness of any programs and practices (in-kind contributions, volunteer initiatives, knowledge transfer, partnerships and product development) that promote access to healthy lifestyles; the prevention of chronic disease; access to healthy, nutritious and affordable food; and improved welfare for communities in need | former FP4 | G4 Sector Disclosure 2010                    |
|  | 3.3    | Types of injury, injury rate (IR), occupational disease rate (ODR), lost day rate (LDR), absentee rate (AR), and work-related fatalities, for all employees, with a breakdown by:<br>i. Region;<br>ii. Gender.   | 403-2-a    | GRI 403: Occupational Health and Safety 2016 |
|  | 3.3    | Types of injury, injury rate (IR), and work-related fatalities, for all workers (excluding employees) whose work, or workplace, is controlled by the organization, with a breakdown by:<br>i. Region;<br>ii. Gender.   | 403-2-b    | GRI 403: Occupational Health and Safety 2016 |
|  | 3.3    | Whether there are workers whose work, or workplace, is controlled by the organization, involved in occupational activities who have a high incidence or high risk of specific diseases   | 403-3-a    | GRI 403: Occupational Health and Safety 2016 |
|  | 3.5    | Actions taken to improve performance in relation to content dissemination issues (accessibility and protection of vulnerable audiences and informed decision making) and results obtained  | M4         | G4 Sector Disclosure 2012                    |
|  | 3.5    | Number and nature of responses (feedback/complaints) related to content dissemination, including protection of vulnerable audiences and informed decision making and accessibility, and processes for addressing these responses   | M5         | G4 Sector Disclosure 2012                    |
|  | 3.9    | Aircraft and pavement de-icing/anti-icing fluid used and treated by m <sup>3</sup> and/or metric tonnes  | AO6        | G4 Sector Disclosure 2011                    |
|  | 3.9    | Ambient air quality levels according to pollutant concentrations in microgram per cubic meter (µg/m <sup>3</sup> ) or parts per million (ppm) by regulatory regime   | AO5        | G4 Sector Disclosure 2011                    |
|  | 3.9    | Amount of drilling waste (drill mud and cuttings) and strategies for treatment and disposal  | OG7        | G4 Sector Disclosure 2012                    |
|  | 3.9    | Amount of land (owned or leased, and managed for production activities or extractive use) disturbed or rehabilitated   | MM1        | G4 Sector Disclosure 2010                    |
|  | 3.9    | Benzene, lead and sulfur content in fuels  | OG8        | G4 Sector Disclosure 2012                    |
|  | 3.9    | Land remediated and in need of remediation for the existing or intended land use, according to applicable legal designations   | CRE5       | G4 Sector Disclosure 2011                    |


| SDG  | Target | Available Business Disclosures  | Disclosure | Source                                       |
|--|--------|---|------------|--|
| <b>3</b> GOOD HEALTH AND WELL-BEING<br> | 3.9    | Number (and percentage) of company operating sites where artisanal and small-scale mining (ASM) takes place on, or adjacent to, the site; the associated risks and the actions taken to manage and mitigate these risks | MM8        | G4 Sector Disclosure 2010                    |
|  | 3.9    | Number of process safety events, by business activity   | OG13       | G4 Sector Disclosure 2012                    |
|  | 3.9    | Quality of storm water by applicable regulatory standards   | AO4        | G4 Sector Disclosure 2011                    |
|  | 3.9    | Total amounts of overburden, rock, tailings, and sludges and their associated risks   | MM3        | G4 Sector Disclosure 2010                    |
|  | 3.9    | Volume and disposal of formation or produced water  | OG5        | G4 Sector Disclosure 2012                    |
|  | 3.9    | Volume of flared and vented hydrocarbon   | OG6        | G4 Sector Disclosure 2012                    |
|  | 3.9    | Types of injury, injury rate (IR), occupational disease rate (ODR), lost day rate (LDR), absentee rate (AR), and work-related fatalities, for all employees, with a breakdown by:<br>i. Region;<br>ii. Gender.          | 403-2-a    | GRI 403: Occupational Health and Safety 2016 |
|  | 3.9    | Types of injury, injury rate (IR), and work-related fatalities, for all workers (excluding employees) whose work, or workplace, is controlled by the organization, with a breakdown by:<br>i. Region;<br>ii. Gender.    | 403-2-b    | GRI 403: Occupational Health and Safety 2016 |
|  | 3.9    | Whether there are workers whose work, or workplace, is controlled by the organization, involved in occupational activities who have a high incidence or high risk of specific diseases                                  | 403-3-a    | GRI 403: Occupational Health and Safety 2016 |
|  | 3.9    | Total volume of planned and unplanned water discharges by:<br>i. Destination;<br>ii. Quality of the water, including treatment method;<br>iii. Whether the water was reused by another organization                     | 306-1-a    | GRI 306: Waste 2016                          |


| SDG  | Target | Available Business Disclosures   | Disclosure | Source              |
|--|--------|--|------------|---------------------|
| <b>3</b> GOOD HEALTH AND WELL-BEING<br> | 3.9    | Total weight of hazardous waste, with a breakdown by the following disposal methods where applicable:<br>i. Reuse<br>ii. Recycling<br>iii. Composting<br>iv. Recovery, including energy recovery<br>v. Incineration (mass burn)<br>vi. Deep well injection<br>vii. Landfill<br>viii. On-site storage<br>iv. Other (to be specified by the organization)  | 306-2-a    | GRI 306: Waste 2016 |
|  | 3.9    | Total weight of non-hazardous waste, with a breakdown by the following disposal methods where applicable:<br>i. Reuse<br>ii. Recycling<br>iii. Composting<br>iv. Recovery, including energy recovery<br>v. Incineration (mass burn)<br>vi. Deep well injection<br>vii. Landfill<br>viii. On-site storage<br>iv. Other (to be specified by the organization)  | 306-2-b    | GRI 306: Waste 2016 |
|  | 3.9    | Total number and total volume of recorded significant spills   | 306-3-a    | GRI 306: Waste 2016 |
|  | 3.9    | The following additional information for each spill that was reported in the organization's financial statements:<br>i. Location of spill;<br>ii. Volume of spill;<br>iii. Material of spill, categorized by: oil spills (soil or water surfaces), fuel spills (soil or water surfaces), spills of wastes (soil or water surfaces), spills of chemicals (mostly soil or water surfaces), and other (to be specified by the organization) | 306-3-b    | GRI 306: Waste 2016 |
|  | 3.9    | Impacts of significant spills  | 306-3-c    | GRI 306: Waste 2016 |





| SDG   | Target | Available Business Disclosures  | Disclosure | Source              |
|---|--------|---|------------|---------------------|
| <b>3</b> GOOD HEALTH<br>AND WELL-BEING<br> | 3.9    | Total weight for each of the following:<br>i. Hazardous waste transported<br>ii. Hazardous waste imported<br>iii. Hazardous waste exported<br>iv. Hazardous waste treated | 306-4-a    | GRI 306: Waste 2016 |
|   | 3.9    | Percentage of hazardous waste shipped internationally   | 306-4-b    | GRI 306: Waste 2016 |


| SDG  | Target | Available Business Disclosures  | Disclosure  | Source                    |
|--|--------|---|-------------|---------------------------|
| <b>4</b> QUALITY<br>EDUCATION<br> | 4.4    | Programs and processes to ensure the availability of a skilled workforce  | Former EU14 | G4 Sector Disclosure 2009 |
|  | 4.6    | Actions taken to empower audiences through media literacy skills development and results obtained   | M7          | G4 Sector Disclosure 2012 |
|  | 4.7    | Number, type and impact of sustainability initiatives designed to raise awareness, share knowledge and impact behavior change, and results achieved | EO11        | G4 Sector Disclosure 2012 |
|  | 4a     | Type and number of sustainability certification, rating and labeling schemes for new construction, management, occupation and redevelopment         | CRE8        | G4 Sector Disclosure 2011 |


| SDG  | Target | Available Business Disclosures  | Disclosure | Source                    |
|--|--------|---|------------|---------------------------|
| <b>6</b> CLEAN WATER AND SANITATION<br> | 6.3    | Amount of drilling waste (drill mud and cuttings) and strategies for treatment and disposal   | OG7        | G4 Sector Disclosure 2012 |
|  | 6.3    | Amount of land (owned or leased, and managed for production activities or extractive use) disturbed or rehabilitated  | MM1        | G4 Sector Disclosure 2010 |
|  | 6.3    | Land remediated and in need of remediation for the existing or intended land use, according to applicable legal designations  | CRE5       | G4 Sector Disclosure 2011 |
|  | 6.3    | Number (and percentage) of company operating sites where artisanal and small-scale mining (ASM) takes place on, or adjacent to, the site; the associated risks and the actions taken to manage and mitigate these risks | MM8        | G4 Sector Disclosure 2010 |
|  | 6.3    | Number of process safety events, by business activity   | OG13       | G4 Sector Disclosure 2012 |
|  | 6.3    | Quality of storm water by applicable regulatory standards   | AO4        | G4 Sector Disclosure 2011 |
|  | 6.3    | Total amounts of overburden, rock, tailings, and sludges and their associated risks   | MM3        | G4 Sector Disclosure 2010 |
|  | 6.3    | Volume and disposal of formation or produced water  | OG5        | G4 Sector Disclosure 2012 |
|  | 6.3    | Total volume of water recycled and reused by the organization   | 303-3-a    | GRI 303: Water 2016       |
|  | 6.3    | Total volume of water recycled and reused as a percentage of the total water withdrawal as specified in Disclosure 303-1.   | 303-3-b    | GRI 303: Water 2016       |
|  | 6.3    | Total volume of planned and unplanned water discharges by:<br>i. Destination;<br>ii. Quality of the water, including treatment method;<br>iii. Whether the water was reused by another organization.                    | 306-1-a    | GRI 306: Waste 2016       |

| SDG  | Target | Available Business Disclosures   | Disclosure | Source                    |
|--|--------|--|------------|---------------------------|
| <b>6</b> CLEAN WATER AND SANITATION<br> | 6.3    | Total weight of hazardous waste, with a breakdown by the following disposal methods where applicable: <ol style="list-style-type: none"> <li>Reuse</li> <li>Recycling</li> <li>Composting</li> <li>Recovery, including energy recovery</li> <li>Incineration (mass burn)</li> <li>Deep well injection</li> <li>Landfill</li> <li>On-site storage</li> <li>Other (to be specified by the organization)</li> </ol>   | 306-2-a    | GRI 306: Waste 2016       |
|  | 6.3    | Total weight of non-hazardous waste, with a breakdown by the following disposal methods where applicable: <ol style="list-style-type: none"> <li>Reuse</li> <li>Recycling</li> <li>Composting</li> <li>Recovery, including energy recovery</li> <li>Incineration (mass burn)</li> <li>Deep well injection</li> <li>Landfill</li> <li>On-site storage</li> <li>Other (to be specified by the organization)</li> </ol>   | 306-2-b    | GRI 306: Waste 2016       |
|  | 6.3    | The following additional information for each spill that was reported in the organization's financial statements: <ol style="list-style-type: none"> <li>Location of spill;</li> <li>Volume of spill;</li> <li>Material of spill, categorized by: oil spills (soil or water surfaces), fuel spills (soil or water surfaces), spills of wastes (soil or water surfaces), spills of chemicals (mostly soil or water surfaces), and other (to be specified by the organization).</li> </ol> | 306-3-a    | GRI 306: Waste 2016       |
|  | 6.3    | Impacts of significant spills. Number of spills/tons   | 306-3-b    | GRI 306: Waste 2016       |
|  | 6.4    | Building water intensity   | CRE2       | G4 Sector Disclosure 2011 |
|  | 6.4    | Type and number of sustainability certification, rating and labeling schemes for new construction, management, occupation and redevelopment  | CRE8       | G4 Sector Disclosure 2011 |


| SDG  | Target | Available Business Disclosures   | Disclosure | Source                    |
|--|--------|--|------------|---------------------------|
| <b>6</b> CLEAN WATER AND SANITATION<br> | 6.4    | Volume and disposal of formation or produced water   | OG5        | G4 Sector Disclosure 2012 |
|  | 6.4    | Total volume of water withdrawn, with a breakdown by the following sources:<br>i. Surface water, including water from wetlands, rivers, lakes, and oceans;<br>ii. Ground water;<br>iii. Rainwater collected directly and stored by the organization;<br>iv. Waste water from another organization;<br>v. Municipal water supplies or other public or private water utilities                                   | 303-1-a    | GRI 303: Water 2016       |
|  | 6.4    | Total number of water sources significantly affected by withdrawal by type:<br>i. Size of the water source;<br>ii. Whether the source is designated as a nationally or internationally protected area;<br>iii. Biodiversity value (such as species diversity and endemism, and total number of protected species);<br>iv. Value or importance of the water source to local communities and indigenous peoples. | 303-1-b    | GRI 303: Water 2016       |
|  | 6.4    | Total volume of water recycled and reused by the organization  | 303-3-a    | GRI 303: Water 2016       |
|  | 6.4    | Total volume of water recycled and reused as a percentage of the total water withdrawal as specified in Disclosure 303-1   | 303-3-b    | GRI 303: Water 2016       |
|  | 6.4    | Total volume of planned and unplanned water discharges by:<br>i. Destination;<br>ii. Quality of the water, including treatment method;<br>iii. Whether the water was reused by another organization.   | 306-1-a    | GRI 306: Waste 2016       |
|  | 6.6    | Amount of land (owned or leased, and managed for production activities or extractive use) disturbed or rehabilitated   | MM1        | G4 Sector Disclosure 2010 |
|  | 6.6    | Biodiversity of offset habitats compared to the biodiversity of the affected areas   | EU13       | G4 Sector Disclosure 2009 |
|  | 6.6    | Land remediated and in need of remediation for the existing or intended land use, according to applicable legal designations   | CRE5       | G4 Sector Disclosure 2011 |
|  | 6.6    | Number (and percentage) of company operating sites where artisanal and small-scale mining (ASM) takes place on, or adjacent to, the site; the associated risks and the actions taken to manage and mitigate these risks  | MM8        | G4 Sector Disclosure 2010 |


| SDG  | Target | Available Business Disclosures  | Disclosure | Source                    |
|--|--------|---|------------|---------------------------|
| <b>6</b> CLEAN WATER AND SANITATION<br> | 6.6    | Number and percentage of significant operating sites in which biodiversity risk has been assessed and monitored   | OG4        | G4 Sector Disclosure 2012 |
|  | 6.6    | The number and percentage of total sites identified as requiring biodiversity management plans according to stated criteria, and the number (percentage) of those sites with plans in place   | MM2        | G4 Sector Disclosure 2010 |
|  | 6.6    | Total amounts of overburden, rock, tailings, and sludges and their associated risks   | MM3        | G4 Sector Disclosure 2010 |
|  | 6.6    | Total volume of planned and unplanned water discharges by:<br>i. Destination;<br>ii. Quality of the water, including treatment method;<br>iii. Whether the water was reused by another organization.  | 306-1-a    | GRI 306: Waste 2016       |
|  | 6.6    | Total number and total volume of recorded significant spills.   | 306-3-a    | GRI 306: Waste 2016       |
|  | 6.6    | The following additional information for each spill that was reported in the organization's financial statements:<br>i. Location of spill;<br>ii. Volume of spill;<br>iii. Material of spill, categorized by: oil spills (soil or water surfaces), fuel spills (soil or water surfaces), spills of wastes (soil or water surfaces), spills of chemicals (mostly soil or water surfaces), and other (to be specified by the organization). | 306-3-b    | GRI 306: Waste 2016       |
|  | 6.6    | Impacts of significant spills.  | 306-3-c    | GRI 306: Waste 2016       |
|  | 6.6    | Water bodies and related habitats that are significantly affected by water discharges and/or runoff, including information on:<br>i. The size of the water body and related habitat;<br>ii. Whether the water body and related habitat is designated as a nationally or internationally protected area;<br>iii. The biodiversity value, such as total number of protected species.  | 306-5-a    | GRI 306: Waste 2016       |


| SDG   | Target | Available Business Disclosures   | Disclosure  | Source                    |
|---|--------|--|-------------|---------------------------|
| <b>7</b> AFFORDABLE AND CLEAN ENERGY<br> | 7.1    | Average plant availability factor by energy source and by regulatory regime  | EU30        | G4 Sector Disclosure 2009 |
|   | 7.1    | Average power outage duration  | EU29        | G4 Sector Disclosure 2009 |
|   | 7.1    | Management approach to ensure short and long-term electricity availability and reliability   | Former EU6  | G4 Sector Disclosure 2009 |
|   | 7.1    | Number of residential disconnections for non-payment, broken down by duration of disconnection and by regulatory regime                                  | EU27        | G4 Sector Disclosure 2009 |
|   | 7.1    | Percentage of population unserved in licensed distribution or service areas  | EU26        | G4 Sector Disclosure 2009 |
|   | 7.1    | Planned capacity against projected electricity demand over the long term, broken down by energy source and regulatory regime                             | EU10        | G4 Sector Disclosure 2009 |
|   | 7.1    | Power outage frequency   | EU28        | G4 Sector Disclosure 2009 |
|   | 7.1    | Practices to address language, cultural, low literacy and disability related barriers to access and safely use electricity and customer support services | Former EU24 | G4 Sector Disclosure 2009 |
|   | 7.1    | Programs, including those in partnership with government, to improve or maintain access to electricity and customer support services                     | Former EU23 | G4 Sector Disclosure 2009 |
|   | 7.2    | Installed capacity, broken down by primary energy source and by regulatory regime  | EU1         | G4 Sector Disclosure 2009 |
|   | 7.2    | Net energy output broken down by primary energy source and by regulatory regime  | EU2         | G4 Sector Disclosure 2009 |
|   | 7.2    | Research and development activity and expenditure aimed at providing reliable electricity and promoting sustainable development                          | Former EU8  | G4 Sector Disclosure 2009 |
|   | 7.2    | Total amount invested in renewable energy  | OG2         | G4 Sector Disclosure 2012 |
|   | 7.2    | Total amount of renewable energy generated by source   | OG3         | G4 Sector Disclosure 2012 |
|   | 7.2    | Volume of biofuels produced and purchased meeting sustainability criteria  | OG14        | G4 Sector Disclosure 2012 |
|   | 7.3    | Average generation efficiency of thermal plants by energy source and by regulatory regime  | EU11        | G4 Sector Disclosure 2009 |
|   | 7.3    | Building energy intensity  | CRE1        | G4 Sector Disclosure 2011 |


| SDG   | Target | Available Business Disclosures  | Disclosure  | Source                    |
|---|--------|---|-------------|---------------------------|
| <b>7</b> AFFORDABLE AND CLEAN ENERGY<br> | 7.3    | Demand-side management programs including residential, commercial, institutional and industrial programs                                    | Former EU7  | G4 Sector Disclosure 2009 |
|   | 7.3    | Programs and progress relating to materials stewardship   | Former MM1  | G4 Sector Disclosure 2010 |
|   | 7.3    | Transmission and distribution losses as a percentage of total energy  | EU12        | G4 Sector Disclosure 2009 |
|   | 7.3    | Type and number of sustainability certification, rating and labeling schemes for new construction, management, occupation and redevelopment | CRE8        | G4 Sector Disclosure 2011 |
|   | 7.3    | Volume of flared and vented hydrocarbon   | OG6         | G4 Sector Disclosure 2012 |
|   | 7a     | Programs and progress relating to materials stewardship   | Former MM11 | G4 Sector Disclosure 2010 |
|   | 7a     | Research and development activity and expenditure aimed at providing reliable electricity and promoting sustainable development             | Former EU8  | G4 Sector Disclosure 2009 |
|   | 7a     | Total amount invested in renewable energy   | OG2         | G4 Sector Disclosure 2012 |
|   | 7b     | Research and development activity and expenditure aimed at providing reliable electricity and promoting sustainable development             | Former EU8  | G4 Sector Disclosure 2009 |




| SDG   | Target | Available Business Disclosures  | Disclosure  | Source                    |
|---|--------|---|-------------|---------------------------|
| <b>8</b> DECENT WORK AND ECONOMIC GROWTH<br> | 8.1    | Total amount of cargo tonnage   | AO3         | G4 Sector Disclosure 2011 |
|   | 8.1    | Total annual number of aircraft movements by day and night, broken down by commercial passenger, commercial cargo, general aviation, and state aviation flights                                       | AO2         | G4 Sector Disclosure 2011 |
|   | 8.1    | Total number of passengers annually, broken down by passengers on international and domestic flights, and broken down by origin-and-destination and transfer passengers, including transit passengers | AO1         | G4 Sector Disclosure 2011 |
|   | 8.2    | Number, type and impact of physical and technological legacies  | EO13        | G4 Sector Disclosure 2012 |
|   | 8.3    | Monetary value of products and services designed to deliver a specific social benefit for each business line broken down by purpose   | FS7         | G4 Sector Disclosure 2008 |
|   | 8.3    | Percentage of the portfolio for business lines by specific region, size (e.g. micro/SME/large) and by sector  | FS6         | G4 Sector Disclosure 2008 |
|   | 8.4    | Average generation efficiency of thermal plants by energy source and by regulatory regime   | EU11        | G4 Sector Disclosure 2009 |
|   | 8.4    | Building energy intensity   | CRE1        | G4 Sector Disclosure 2011 |
|   | 8.4    | Building water intensity  | CRE2        | G4 Sector Disclosure 2011 |
|   | 8.4    | Demand-side management programs including residential, commercial, institutional and industrial programs  | Former EU7  | G4 Sector Disclosure 2009 |
|   | 8.4    | Programs and progress relating to materials stewardship   | Former EU11 | G4 Sector Disclosure 2009 |
|   | 8.4    | Transmission and distribution losses as a percentage of total energy  | EU12        | G4 Sector Disclosure 2009 |
|   | 8.4    | Type and number of sustainability certification, rating and labeling schemes for new construction, management, occupation and redevelopment   | CRE8        | G4 Sector Disclosure 2011 |
|   | 8.4    | Volume and disposal of formation or produced water  | OG5         | G4 Sector Disclosure 2012 |
|   | 8.4    | Volume of flared and vented hydrocarbon   | OG6         | G4 Sector Disclosure 2012 |
|   | 8.4    | Total volume of water recycled and reused by the organization.  | 303-3-a     | GRI 303: Water 2016       |
|   | 8.4    | Total volume of water recycled and reused as a percentage of the total water withdrawal as specified in Disclosure 303-1  | 303-3-b     | GRI 303: Water 2016       |


| SDG   | Target | Available Business Disclosures  | Disclosure  | Source                                       |
|---|--------|---|-------------|--|
| <b>8</b> DECENT WORK AND ECONOMIC GROWTH<br> | 8.5    | Percentage of employees eligible to retire in the next 5 and 10 years broken down by job category and by region   | EU15        | G4 Sector Disclosure 2009                    |
|   | 8.5    | Programs and processes to ensure the availability of a skilled workforce  | Former EU14 | G4 Sector Disclosure 2009                    |
|   | 8.8    | Days worked by contractor and subcontractor employees involved in construction, operation & maintenance activities  | EU17        | G4 Sector Disclosure 2009                    |
|   | 8.8    | Number (and percentage) of company operating sites where artisanal and small-scale mining (ASM) takes place on, or adjacent to, the site; the associated risks and the actions taken to manage and mitigate these risks | MM8         | G4 Sector Disclosure 2010                    |
|   | 8.8    | Number of process safety events, by business activity   | OG13        | G4 Sector Disclosure 2012                    |
|   | 8.8    | Number of strikes and lock-outs exceeding one week's duration, by country   | MM4         | G4 Sector Disclosure 2010                    |
|   | 8.8    | Percentage of contractor and subcontractor employees that have undergone relevant health and safety training  | EU18        | G4 Sector Disclosure 2009                    |
|   | 8.8    | Percentage of the organization operating in verified compliance with an internationally recognized health and safety management system  | CRE6        | G4 Sector Disclosure 2011                    |
|   | 8.8    | Percentage of working time lost due to industrial disputes, strikes and/or lock-outs, by country  | FP3         | G4 Sector Disclosure 2010                    |
|   | 8.8    | Policies and requirements regarding health and safety of employees and employees of contractors and subcontractors  | Former EU16 | G4 Sector Disclosure 2009                    |
|   | 8.8    | Types of injury, injury rate (IR), occupational disease rate (ODR), lost day rate (LDR), absentee rate (AR), and work-related fatalities, for all employees, with a breakdown by:<br>i. Region;<br>ii. Gender.          | 403-2-a     | GRI 403: Occupational Health and Safety 2016 |
|   | 8.8    | Types of injury, injury rate (IR), and work-related fatalities, for all workers (excluding employees) whose work, or workplace, is controlled by the organization, with a breakdown by:<br>i. Region;<br>ii. Gender.    | 403-2-b     | GRI 403: Occupational Health and Safety 2016 |
|   | 8.8    | Whether there are workers whose work, or workplace, is controlled by the organization, involved in occupational activities who have a high incidence or high risk of specific diseases                                  | 403-3-a     | GRI 403: Occupational Health and Safety 2016 |


| SDG   | Target | Available Business Disclosures   | Disclosure  | Source                                       |
|---|--------|--|-------------|--|
| <b>8</b> DECENT WORK AND ECONOMIC GROWTH<br> | 8.8    | The level at which each formal joint management-worker health and safety committee typically operates within the organization  | 403-1-a     | GRI 403: Occupational Health and Safety 2016 |
|   | 8.8    | Percentage of workers whose work, or workplace, is controlled by the organization, that are represented by formal joint management-worker health and safety committees.  | 403-1-b     | GRI 403: Occupational Health and Safety 2016 |
|   | 8.8    | a. Whether formal agreements (either local or global) with trade unions cover health and safety.<br>b. If so, the extent, as a percentage, to which various health and safety topics are covered by these agreements | GRI 403-4   | GRI 403: Occupational Health and Safety 2016 |
|   | 8.10   | Access points in low-populated or economically disadvantaged areas by type   | FS13        | G4 Sector Disclosure 2008                    |
|   | 8.10   | Initiatives to enhance financial literacy by type of beneficiary   | Former FS16 | G4 Sector Disclosure 2008                    |
|   | 8.10   | Initiatives to improve access to financial services for disadvantaged people   | FS14        | G4 Sector Disclosure 2008                    |
|   | 8.10   | Monetary value of products and services designed to deliver a specific social benefit for each business line broken down by purpose  | FS7         | G4 Sector Disclosure 2008                    |
|   | 8.10   | Percentage of the portfolio for business lines by specific region, size (e.g. micro/SME/large) and by sector   | FS6         | G4 Sector Disclosure 2008                    |


| SDG  | Target | Available Business Disclosures  | Disclosure  | Source                    |
|--|--------|---|-------------|---------------------------|
| <b>9</b> INDUSTRY, INNOVATION<br>AND INFRASTRUCTURE<br> | 9.1    | Number, type and impact of physical and technological legacies  | EO13        | G4 Sector Disclosure 2012 |
|  | 9.1    | Stakeholder participation in decision making processes related to energy planning and infrastructure development                    | Former EU19 | G4 Sector Disclosure 2009 |
|  | 9.3    | Monetary value of products and services designed to deliver a specific social benefit for each business line broken down by purpose | FS7         | G4 Sector Disclosure 2008 |
|  | 9.3    | Percentage of the portfolio for business lines by specific region, size (e.g. micro/SME/large) and by sector                        | FS6         | G4 Sector Disclosure 2008 |
|  | 9.4    | Research and development activity and expenditure aimed at providing reliable electricity and promoting sustainable development     | Former EU8  | G4 Sector Disclosure 2009 |
|  | 9.4    | Total amount invested in renewable energy   | OG2         | G4 Sector Disclosure 2012 |
|  | 9.5    | Number, type and impact of physical and technological legacies  | EU13        | G4 Sector Disclosure 2009 |
|  | 9.5    | Programs and progress relating to materials stewardship   | MM11        | G4 Sector Disclosure 2010 |
|  | 9.5    | Research and development activity and expenditure aimed at providing reliable electricity and promoting sustainable development     | Former EU8  | G4 Sector Disclosure 2009 |
|  | 9.5    | Total amount invested in renewable energy   | OG2         | G4 Sector Disclosure 2012 |
|  | 9a     | Number, type and impact of physical and technological legacies  | EO13        | G4 Sector Disclosure 2012 |
|  | 9a     | Stakeholder participation in decision making processes related to energy planning and infrastructure development                    | Former EU19 | G4 Sector Disclosure 2009 |

| SDG   | Target | Available Business Disclosures   | Disclosure  | Source                    |
|---|--------|--|-------------|---------------------------|
| <b>10</b> REDUCED INEQUALITIES<br> | 10.2   | Access points in low-populated or economically disadvantaged areas by type   | FS13        | G4 Sector Disclosure 2008 |
|   | 10.2   | Actions taken to improve performance in relation to content dissemination issues (accessibility and protection of vulnerable audiences and informed decision making) and results obtained  | M4          | G4 Sector Disclosure 2012 |
|   | 10.2   | Initiatives to enhance financial literacy by type of beneficiary   | Former FS16 | G4 Sector Disclosure 2008 |
|   | 10.2   | Initiatives to improve access to financial services for disadvantaged people   | FS14        | G4 Sector Disclosure 2008 |
|   | 10.2   | Monetary value of products and services designed to deliver a specific social benefit for each business line broken down by purpose  | FS7         | G4 Sector Disclosure 2008 |
|   | 10.2   | Number and nature of responses (feedback/complaints) related to content dissemination, including protection of vulnerable audiences and informed decision making and accessibility, and processes for addressing these responses | M5          | G4 Sector Disclosure 2012 |
|   | 10.2   | Significant environmental and socio-economic impacts of transporting attendees to and from the event, and initiatives taken to address the impacts   | EO3         | G4 Sector Disclosure 2012 |
|   | 10.2   | Type and impacts of initiatives to create a socially inclusive event   | EO5         | G4 Sector Disclosure 2012 |
|   | 10.2   | Type and impacts of initiatives to create an accessible environment  | EO6         | G4 Sector Disclosure 2010 |
|   | 10.2   | Type and number of sustainability certification, rating and labeling schemes for new construction, management, occupation and redevelopment  | CRE8        | G4 Sector Disclosure 2011 |
|   | 10.5   | Coverage and frequency of audits to assess implementation of environmental and social policies and risk assessment procedures  | Former FS9  | G4 Sector Disclosure 2008 |
|   | 10.5   | Interaction with clients/investees/business partners regarding environmental and social risks and opportunities  | Former FS5  | G4 Sector Disclosure 2008 |
|   | 10.5   | Percentage and number of companies held in the institution's portfolio with which the reporting organisation has interacted on environmental or social issues  | FS10        | G4 Sector Disclosure 2008 |
|   | 10.5   | Percentage of assets subject to positive and negative environmental or social screening  | FS11        | G4 Sector Disclosure 2008 |


|      |  |             |                           |
|------|--|-------------|---------------------------|
| 10.5 | Policies for the fair design and sale of financial products and services             | Former FS15 | G4 Sector Disclosure 2008 |
| 10.5 | Policies with specific environmental and social components applied to business lines | Former FS1  | G4 Sector Disclosure 2008 |


| SDG   | Target | Available Business Disclosures   | Disclosure | Source                    |
|---|--------|--|------------|---------------------------|
| <b>10</b> REDUCED INEQUALITIES<br> | 10.5   | Procedures for assessing and screening environmental and social risks in business lines  | Former FS2 | G4 Sector Disclosure 2008 |
|   | 10.5   | Process(es) for improving staff competency to implement the environmental and social policies and procedures as applied to business lines            | Former FS4 | G4 Sector Disclosure 2008 |
|   | 10.5   | Processes for monitoring clients' implementation of and compliance with environmental and social requirements included in agreements or transactions | Former FS3 | G4 Sector Disclosure 2008 |


| SDG   | Target | Available Business Disclosures  | Disclosure  | Source                    |
|---|--------|---|-------------|---------------------------|
| <b>11</b> SUSTAINABLE CITIES AND COMMUNITIES<br> | 11.1   | Monetary value of products and services designed to deliver a specific social benefit for each business line broken down by purpose                     | FS7         | G4 Sector Disclosure 2008 |
|   | 11.2   | Modes of transport taken by attendees as a percentage of total transportation, and initiatives to encourage the use of sustainable transport options    | EO2         | G4 Sector Disclosure 2012 |
|   | 11.2   | Number, type and impact of physical and technological legacies  | EO13        | G4 Sector Disclosure 2012 |
|   | 11.2   | Significant environmental and socio-economic impacts of transporting attendees to and from the event, and initiatives taken to address the impacts      | EO3         | G4 Sector Disclosure 2012 |
|   | 11.3   | Number and percentage change of people residing in areas affected by noise  | AO7         | G4 Sector Disclosure 2011 |
|   | 11.3   | Type and number of sustainability certification, rating and labeling schemes for new construction, management, occupation and redevelopment             | CRE8        | G4 Sector Disclosure 2011 |
|   | 11.4   | Actions taken to improve adherence to content creation values, and results obtained   | M3          | G4 Sector Disclosure 2012 |
|   | 11.4   | Approach to managing the impacts of displacement  | Former EU20 | G4 Sector Disclosure 2009 |
|   | 11.4   | Operations where involuntary resettlement took place, the number of households resettled in each and how their livelihoods were affected in the process | OG12        | G4 Sector Disclosure 2012 |
|   | 11.5   | Contingency planning measures, disaster/emergency management plan and training programs, and recovery/restoration plans                                 | Former EU21 | G4 Sector Disclosure 2009 |
|   | 11.5   | Number of process safety events, by business activity   | OG13        | G4 Sector Disclosure 2012 |
|   | 11.7   | Number, type and impact of physical and technological legacies  | EO13        | G4 Sector Disclosure 2012 |


| SDG   | Target | Available Business Disclosures  | Disclosure  | Source                    |
|---|--------|---|-------------|---------------------------|
| <b>12</b> RESPONSIBLE CONSUMPTION AND PRODUCTION<br> | 12.2   | Average generation efficiency of thermal plants by energy source and by regulatory regime   | EU11        | G4 Sector Disclosure 2009 |
|   | 12.2   | Building energy intensity   | CRE1        | G4 Sector Disclosure 2011 |
|   | 12.2   | Building water intensity  | CRE2        | G4 Sector Disclosure 2011 |
|   | 12.2   | Demand-side management programs including residential, commercial, institutional and industrial programs  | Former EU7  | G4 Sector Disclosure 2009 |
|   | 12.2   | Percentage of purchased volume which is verified as being in accordance with credible, internationally recognized responsible production standards, broken down by standard | FP2         | G4 Sector Disclosure 2010 |
|   | 12.2   | Programs and progress relating to materials stewardship   | Former MM11 | G4 Sector Disclosure 2010 |
|   | 12.2   | Transmission and distribution losses as a percentage of total energy  | EU12        | G4 Sector Disclosure 2009 |
|   | 12.2   | Type and number of sustainability certification, rating and labeling schemes for new construction, management, occupation and redevelopment                                 | CRE8        | G4 Sector Disclosure 2011 |
|   | 12.2   | Type and sustainability performance of sourcing initiatives   | EO9         | G4 Sector Disclosure 2012 |
|   | 12.2   | Volume and disposal of formation or produced water  | OG5         | G4 Sector Disclosure 2012 |
|   | 12.2   | Volume of flared and vented hydrocarbon   | OG6         | G4 Sector Disclosure 2012 |
|   | 12.2   | Total volume of water recycled and reused by the organization.  | 303-3-a     | GRI 303: Water 2016       |
|   | 12.2   | Total volume of water recycled and reused as a percentage of the total water withdrawal as specified in Disclosure 303-1  | 303-3-b     | GRI 303: Water 2016       |
|   | 12.4   | Aircraft and pavement de-icing/anti-icing fluid used and treated by m <sup>3</sup> and/or metric tonnes   | AO6         | G4 Sector Disclosure 2011 |
|   | 12.4   | Ambient air quality levels according to pollutant concentrations in microgram per cubic meter (µg/m <sup>3</sup> ) or parts per million (ppm) by regulatory regime          | AO5         | G4 Sector Disclosure 2011 |
|   | 12.4   | Amount of drilling waste (drill mud and cuttings) and strategies for treatment and disposal   | OG7         | G4 Sector Disclosure 2012 |
|   | 12.4   | Amount of land (owned or leased, and managed for production activities or extractive use) disturbed or rehabilitated  | MM1         | G4 Sector Disclosure 2010 |





| SDG  | Target | Available Business Disclosures   | Disclosure | Source                    |
|--|--------|--|------------|---------------------------|
|  | 12.4   | Benzene, lead and sulfur content in fuels  | OG8        | G4 Sector Disclosure 2012 |
|  | 12.4   | Land remediated and in need of remediation for the existing or intended land use, according to applicable legal designations   | CRE5       | G4 Sector Disclosure 2011 |
|  | 12.4   | Number (and percentage) of company operating sites where artisanal and small-scale mining (ASM) takes place on, or adjacent to, the site; the associated risks and the actions taken to manage and mitigate these risks  | MM8        | G4 Sector Disclosure 2010 |
|  | 12.4   | Provisions for decommissioning of nuclear power sites  | Former EU9 | G4 Sector Disclosure 2009 |
|  | 12.4   | Quality of storm water by applicable regulatory standards  | AO4        | G4 Sector Disclosure 2011 |
|  | 12.4   | Total amounts of overburden, rock, tailings, and sludges and their associated risks  | MM3        | G4 Sector Disclosure 2010 |
|  | 12.4   | Volume and disposal of formation or produced water   | OG5        | G4 Sector Disclosure 2012 |
|  | 12.4   | Volume of flared and vented hydrocarbon  | OG6        | G4 Sector Disclosure 2012 |
|  | 12.4   | Total weight of hazardous waste, with a breakdown by the following disposal methods where applicable: <ul style="list-style-type: none"> <li>i. Reuse</li> <li>ii. Recycling</li> <li>iii. Composting</li> <li>iv. Recovery, including energy recovery</li> <li>v. Incineration (mass burn)</li> <li>vi. Deep well injection</li> <li>vii. Landfill</li> <li>viii. On-site storage</li> <li>ix. Other (to be specified by the organization)</li> </ul> | 306-2-a    | GRI 306: Waste 2016       |


| SDG   | Target | Available Business Disclosures  | Disclosure  | Source                    |
|---|--------|---|-------------|---------------------------|
| <b>12</b> RESPONSIBLE CONSUMPTION AND PRODUCTION<br> | 12.4   | Total weight of non-hazardous waste, with a breakdown by the following disposal methods where applicable:<br>i. Reuse<br>i. Recycling<br>ii. Composting<br>iii. Recovery, including energy recovery<br>iv. Incineration (mass burn)<br>v. Deep well injection<br>vi. Landfill<br>vii. On-site storage<br>viii. Other (to be specified by the organization)  | 306-2-b     | GRI 306: Waste 2016       |
|   | 12.4   | Total number and total volume of recorded significant spills.   | 306-3-a     | GRI 306: Waste 2016       |
|   | 12.4   | The following additional information for each spill that was reported in the organization's financial statements:<br>i. Location of spill;<br>ii. Volume of spill;<br>iii. Material of spill, categorized by: oil spills (soil or water surfaces), fuel spills (soil or water surfaces), spills of wastes (soil or water surfaces), spills of chemicals (mostly soil or water surfaces), and other (to be specified by the organization). | 306-3-b     | GRI 306: Waste 2016       |
|   | 12.4   | Impacts of significant spills.  | 306-3-c     | GRI 306: Waste 2016       |
|   | 12.4   | Total weight for each of the following:<br>i. Hazardous waste transported<br>ii. Hazardous waste imported<br>iii. Hazardous waste exported<br>iv. Hazardous waste treated   | 306-4-a     | GRI 306: Waste 2016       |
|   | 12.4   | Percentage of hazardous waste shipped internationally.  | 306-4-b     | GRI 306: Waste 2016       |
|   | 12.5   | Aircraft and pavement de-icing/anti-icing fluid used and treated by m <sup>3</sup> and/or metric tonnes   | AO6         | G4 Sector Disclosure 2011 |
|   | 12.5   | Amount of drilling waste (drill mud and cuttings) and strategies for treatment and disposal   | OG7         | G4 Sector Disclosure 2012 |
|   | 12.5   | Programs and progress relating to materials stewardship   | Former MM11 | G4 Sector Disclosure 2010 |


| SDG   | Target | Available Business Disclosures   | Disclosure | Source                    |
|---|--------|--|------------|---------------------------|
| <b>12</b> RESPONSIBLE CONSUMPTION AND PRODUCTION<br> | 12.5   | Total amounts of overburden, rock, tailings, and sludges and their associated risks  | MM3        | G4 Sector Disclosure 2010 |
|   | 12.5   | Type and sustainability performance of sourcing initiatives  | EO9        | G4 Sector Disclosure 2012 |
|   | 12.5   | Volume of flared and vented hydrocarbon  | OG6        | G4 Sector Disclosure 2012 |
|   | 12.5   | Total weight of hazardous waste, with a breakdown by the following disposal methods where applicable:  | 306-2-a    | GRI 306: Waste 2016       |
|   |        | <ul style="list-style-type: none"> <li>i. Reuse</li> <li>ii. Recycling</li> <li>iii. Composting</li> <li>iv. Recovery, including energy recovery</li> <li>v. Incineration (mass burn)</li> <li>vi. Deep well injection</li> <li>vii. Landfill</li> <li>viii. On-site storage</li> <li>ix. Other (to be specified by the organization)</li> </ul> |            |                           |
|   | 12.5   | Total weight of non-hazardous waste, with a breakdown by the following disposal methods where applicable:  | 306-2-b    | GRI 306: Waste 2016       |
|   |        | <ul style="list-style-type: none"> <li>i. Reuse</li> <li>ii. Recycling</li> <li>iii. Composting</li> <li>iv. Recovery, including energy recovery</li> <li>v. Incineration (mass burn)</li> <li>vi. Deep well injection</li> <li>vii. Landfill</li> <li>viii. On-site storage</li> <li>ix. Other (to be specified by the organization)</li> </ul> |            |                           |

| SDG   | Target | Available Business Disclosures  | Disclosure | Source                    |
|---|--------|---|------------|---------------------------|
| <b>13</b> CLIMATE ACTION<br> | 13.1   | Allocation of CO <sub>2</sub> e emissions allowances or equivalent, broken down by carbon trading framework                                 | EU5        | G4 Sector Disclosure 2009 |
|   | 13.1   | Average generation efficiency of thermal plants by energy source and by regulatory regime   | EU11       | G4 Sector Disclosure 2009 |
|   | 13.1   | Building energy intensity   | CRE1       | G4 Sector Disclosure 2011 |
|   | 13.1   | Demand-side management programs including residential, commercial, institutional and industrial programs                                    | Former EU7 | G4 Sector Disclosure 2009 |
|   | 13.1   | Greenhouse gas emissions intensity from buildings   | CRE3       | G4 Sector Disclosure 2011 |
|   | 13.1   | Greenhouse gas emissions intensity from new construction and redevelopment activity   | CRE4       | G4 Sector Disclosure 2011 |
|   | 13.1   | Programs and progress relating to materials stewardship   | MM11       | G4 Sector Disclosure 2010 |
|   | 13.1   | Transmission and distribution losses as a percentage of total energy  | EU12       | G4 Sector Disclosure 2009 |
|   | 13.1   | Type and number of sustainability certification, rating and labeling schemes for new construction, management, occupation and redevelopment | CRE8       | G4 Sector Disclosure 2011 |
|   | 13.1   | Volume of flared and vented hydrocarbon   | OG6        | G4 Sector Disclosure 2012 |


| SDG  | Target | Available Business Disclosures   | Disclosure | Source                    |
|--|--------|--|------------|---------------------------|
|  | 14.1   | Amount of land (owned or leased, and managed for production activities or extractive use) disturbed or rehabilitated   | MM1        | G4 Sector Disclosure 2010 |
|  | 14.1   | Land remediated and in need of remediation for the existing or intended land use, according to applicable legal designations   | CRE5       | G4 Sector Disclosure 2011 |
|  | 14.1   | Volume and disposal of formation or produced water   | OG5        | G4 Sector Disclosure 2012 |
|  | 14.1   | Total volume of planned and unplanned water discharges by:<br>i. Destination;<br>ii. Quality of the water, including treatment method;<br>iii. Whether the water was reused by another organization.   | 306-1-a    | GRI 306: Waste 2016       |
|  | 14.1   | Impacts of significant spills.   | 306-3-a    | GRI 306: Waste 2016       |
|  | 14.1   | Total number and total volume of recorded significant spills.  | 306-3-b    | GRI 306: Waste 2016       |
|  | 14.1   | The following additional information for each spill that was reported in the organization's financial statements:<br>i. Location of spill;<br>ii. Volume of spill;<br>iii. Material of spill, categorized by: oil spills (soil or water surfaces), fuel spills (soil or water surfaces), spills of wastes (soil or water surfaces), spills of chemicals (mostly soil or water surfaces), and other (to be specified by the organization) | 306-3-c    | GRI 306: Waste 2016       |
|  | 14.2   | Amount of land (owned or leased, and managed for production activities or extractive use) disturbed or rehabilitated   | MM1        | G4 Sector Disclosure 2010 |
|  | 14.2   | Biodiversity of offset habitats compared to the biodiversity of the affected areas   | EU13       | G4 Sector Disclosure 2009 |
|  | 14.2   | Land remediated and in need of remediation for the existing or intended land use, according to applicable legal designations   | CRE5       | G4 Sector Disclosure 2011 |
|  | 14.2   | Number and percentage of significant operating sites in which biodiversity risk has been assessed and monitored  | OG4        | G4 Sector Disclosure 2012 |
|  | 14.2   | The number and percentage of total sites identified as requiring biodiversity management plans according to stated criteria, and the number (percentage) of those sites with plans in place  | MM2        | G4 Sector Disclosure 2010 |


| SDG  | Target | Available Business Disclosures  | Disclosure | Source                    |
|--|--------|---|------------|---------------------------|
|  | 14.2   | Water bodies and related habitats that are significantly affected by water discharges and/or runoff, including information on: <ul style="list-style-type: none"> <li>i. The size of the water body and related habitat;</li> <li>ii. Whether the water body and related habitat is designated as a nationally or internationally protected area;</li> <li>iii. The biodiversity value, such as total number of protected species.</li> </ul> | 306-5-a    | GRI 306: Waste 2016       |
|  | 14.3   | Allocation of CO <sub>2</sub> e emissions allowances or equivalent, broken down by carbon trading framework   | EU5        | G4 Sector Disclosure 2009 |
|  | 14.3   | Average generation efficiency of thermal plants by energy source and by regulatory regime   | EU11       | G4 Sector Disclosure 2009 |
|  | 14.3   | Greenhouse gas emissions intensity from buildings   | CRE3       | G4 Sector Disclosure 2011 |
|  | 14.3   | Greenhouse gas emissions intensity from new construction and redevelopment activity   | CRE4       | G4 Sector Disclosure 2011 |
|  | 14.3   | Net energy output broken down by primary energy source and by regulatory regime   | EU2        | G4 Sector Disclosure 2009 |
|  | 14.3   | Transmission and distribution losses as a percentage of total energy  | EU12       | G4 Sector Disclosure 2009 |
|  | 14.3   | Volume of flared and vented hydrocarbon   | OG6        | G4 Sector Disclosure 2012 |
|  | 14.4   | Percentage of purchased volume which is verified as being in accordance with credible, internationally recognized responsible production standards, broken down by standard   | FP2        | G4 Sector Disclosure 2010 |
|  | 14.4   | Type and sustainability performance of sourcing initiatives   | EO9        | G4 Sector Disclosure 2012 |


| SDG  | Target | Available Business Disclosures  | Disclosure | Source                    |
|--|--------|---|------------|---------------------------|
|  | 15.1   | Amount of land (owned or leased, and managed for production activities or extractive use) disturbed or rehabilitated  | MM1        | G4 Sector Disclosure 2010 |
|  | 15.1   | Biodiversity of offset habitats compared to the biodiversity of the affected areas  | EU13       | G4 Sector Disclosure 2009 |
|  | 15.1   | Land remediated and in need of remediation for the existing or intended land use, according to applicable legal designations  | CRE5       | G4 Sector Disclosure 2011 |
|  | 15.1   | Number and percentage of significant operating sites in which biodiversity risk has been assessed and monitored   | OG4        | G4 Sector Disclosure 2012 |
|  | 15.1   | The number and percentage of total sites identified as requiring biodiversity management plans according to stated criteria, and the number (percentage) of those sites with plans in place   | MM2        | G4 Sector Disclosure 2010 |
|  | 15.1   | Total number and total volume of recorded significant spills.   | 306-3-a    | GRI 306: Waste 2016       |
|  | 15.1   | Impacts of significant spills.  | 306-3-b    | GRI 306: Waste 2016       |
|  | 15.1   | The following additional information for each spill that was reported in the organization's financial statements:<br>i. Location of spill;<br>ii. Volume of spill;<br>iii. Material of spill, categorized by: oil spills (soil or water surfaces), fuel spills (soil or water surfaces), spills of wastes (soil or water surfaces), spills of chemicals (mostly soil or water surfaces), and other (to be specified by the organization). | 306-3-c    | GRI 306: Waste 2016       |
|  | 15.1   | Water bodies and related habitats that are significantly affected by water discharges and/or runoff, including information on:<br>i. The size of the water body and related habitat;<br>ii. Whether the water body and related habitat is designated as a nationally or internationally protected area;<br>iii. The biodiversity value, such as total number of protected species.  | 306-5-a    | GRI 306: Waste 2016       |
|  | 15.2   | Allocation of CO <sub>2</sub> e emissions allowances or equivalent, broken down by carbon trading framework   | EU5        | G4 Sector Disclosure 2009 |
|  | 15.2   | Amount of land (owned or leased, and managed for production activities or extractive use) disturbed or rehabilitated  | MM1        | G4 Sector Disclosure 2010 |
|  | 15.2   | Greenhouse gas emissions intensity from buildings   | CRE3       | G4 Sector Disclosure 2011 |

| SDG  | Target | Available Business Disclosures  | Disclosure | Source                    |
|--|--------|---|------------|---------------------------|
|  | 15.2   | Greenhouse gas emissions intensity from new construction and redevelopment activity   | CRE4       | G4 Sector Disclosure 2011 |
|  | 15.2   | Land remediated and in need of remediation for the existing or intended land use, according to applicable legal designations  | CRE5       | G4 Sector Disclosure 2011 |
|  | 15.2   | Percentage of purchased volume which is verified as being in accordance with credible, internationally recognized responsible production standards, broken down by standard                 | FP2        | G4 Sector Disclosure 2010 |
|  | 15.2   | Type and sustainability performance of sourcing initiatives   | EO9        | G4 Sector Disclosure 2012 |
|  | 15.2   | Volume of biofuels produced and purchased meeting sustainability criteria   | OG14       | G4 Sector Disclosure 2010 |
|  | 15.3   | Amount of land (owned or leased, and managed for production activities or extractive use) disturbed or rehabilitated  | MM1        | G4 Sector Disclosure 2010 |
|  | 15.3   | Land remediated and in need of remediation for the existing or intended land use, according to applicable legal designations  | CRE5       | G4 Sector Disclosure 2011 |
|  | 15.4   | Amount of land (owned or leased, and managed for production activities or extractive use) disturbed or rehabilitated  | MM1        | G4 Sector Disclosure 2010 |
|  | 15.4   | Biodiversity of offset habitats compared to the biodiversity of the affected areas  | EU13       | G4 Sector Disclosure 2009 |
|  | 15.4   | Land remediated and in need of remediation for the existing or intended land use, according to applicable legal designations  | CRE5       | G4 Sector Disclosure 2011 |
|  | 15.4   | Number and percentage of significant operating sites in which biodiversity risk has been assessed and monitored   | OG4        | G4 Sector Disclosure 2012 |
|  | 15.4   | The number and percentage of total sites identified as requiring biodiversity management plans according to stated criteria, and the number (percentage) of those sites with plans in place | MM2        | G4 Sector Disclosure 2010 |
|  | 15.4   | Volume of biofuels produced and purchased meeting sustainability criteria   | OG14       | G4 Sector Disclosure 2012 |
|  | 15.5   | Amount of land (owned or leased, and managed for production activities or extractive use) disturbed or rehabilitated  | MM1        | G4 Sector Disclosure 2010 |
|  | 15.5   | Biodiversity of offset habitats compared to the biodiversity of the affected areas  | EU13       | G4 Sector Disclosure 2009 |



| SDG  | Target | Available Business Disclosures  | Disclosure | Source                    |
|--|--------|---|------------|---------------------------|
|  | 15.5   | Land remediated and in need of remediation for the existing or intended land use, according to applicable legal designations  | CRE5       | G4 Sector Disclosure 2011 |
|  | 15.5   | Number and percentage of significant operating sites in which biodiversity risk has been assessed and monitored   | OG4        | G4 Sector Disclosure 2012 |
|  | 15.5   | Percentage of purchased volume which is verified as being in accordance with credible, internationally recognized responsible production standards, broken down by standard   | FP2        | G4 Sector Disclosure 2010 |
|  | 15.5   | The number and percentage of total sites identified as requiring biodiversity management plans according to stated criteria, and the number (percentage) of those sites with plans in place   | MM2        | G4 Sector Disclosure 2010 |
|  | 15.5   | Type and sustainability performance of sourcing initiatives   | EO9        | G4 Sector Disclosure 2012 |
|  | 15.5   | Volume of biofuels produced and purchased meeting sustainability criteria   | OG14       | G4 Sector Disclosure 2012 |
|  | 15.5   | Water bodies and related habitats that are significantly affected by water discharges and/or runoff, including information on: <ul style="list-style-type: none"> <li>i. The size of the water body and related habitat;</li> <li>ii. Whether the water body and related habitat is designated as a nationally or internationally protected area;</li> <li>iii. The biodiversity value, such as total number of protected species.</li> </ul> | 306-5-a    | GRI 306: Waste 2016       |
|  | 15.6   | Percentage and total of animals raised and/or processed, by species and breed type  | FP9        | G4 Sector Disclosure 2010 |

| SDG   | Target | Available Business Disclosures   | Disclosure  | Source                    |
|---|--------|--|-------------|---------------------------|
| <b>16</b> PEACE, JUSTICE<br>AND STRONG<br>INSTITUTIONS<br> | 16.1   | Actions taken to improve performance in relation to content dissemination issues (accessibility and protection of vulnerable audiences and informed decision making) and results obtained  | M4          | G4 Sector Disclosure 2012 |
|   | 16.1   | Number and nature of responses (feedback/complaints) related to content dissemination, including protection of vulnerable audiences and informed decision making and accessibility, and processes for addressing these responses | M5          | G4 Sector Disclosure 2012 |
|   | 16.7   | Stakeholder participation in decision making processes related to energy planning and infrastructure development   | Former EU19 | G4 Sector Disclosure 2009 |
|   | 16.10  | Expressions of dissent by type, issue, scale and response  | EO4         | G4 Sector Disclosure 2012 |
|   | 16.10  | Methods to interact with audiences and results   | M6          | G4 Sector Disclosure 2010 |
|   | 16.10  | Nature and extent of knowledge transfer of best practice, and lessons learned  | EO12        | G4 Sector Disclosure 2012 |

| SDG  | Target | Available Business Disclosures  | Disclosure     | Source                    |
|--|--------|---|----------------|---------------------------|
| <b>17</b> PARTNERSHIPS<br>FOR THE GOALS<br><br> | 17.7   | Number, type and impact of physical and technological legacies  | EO13           | G4 Sector Disclosure 2012 |
|  | 17.7   | Programs and progress relating to materials stewardship   | Former<br>MM11 | G4 Sector Disclosure 2010 |
|  | 17.7   | Research and development activity and expenditure aimed at providing reliable electricity and promoting sustainable development | Former EU8     | G4 Sector Disclosure 2009 |
|  | 17.7   | Total amount invested in renewable energy   | OG2            | G4 Sector Disclosure 2012 |



**Disclaimer:** This publication was funded by the Government of Sweden. Responsibility for the content lies entirely with the creator. The Government of Sweden does not necessarily share the expressed views and interpretations.

**Acknowledgment:** GRI would like to thank the Government of Sweden for their financial support to this publication.

#### Contact

#### GRI

Barbara Strozzilaan 336  
1083 HN Amsterdam  
The Netherlands

Telephone: +31(0) 20 531 00 00

Email: [info@globalreporting.org](mailto:info@globalreporting.org)



GRI supports  
the Sustainable  
Development  
Goals